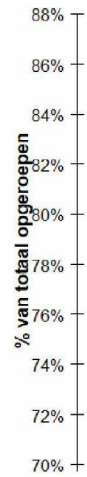
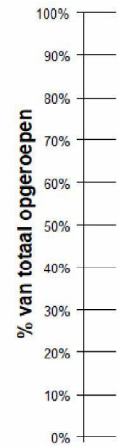


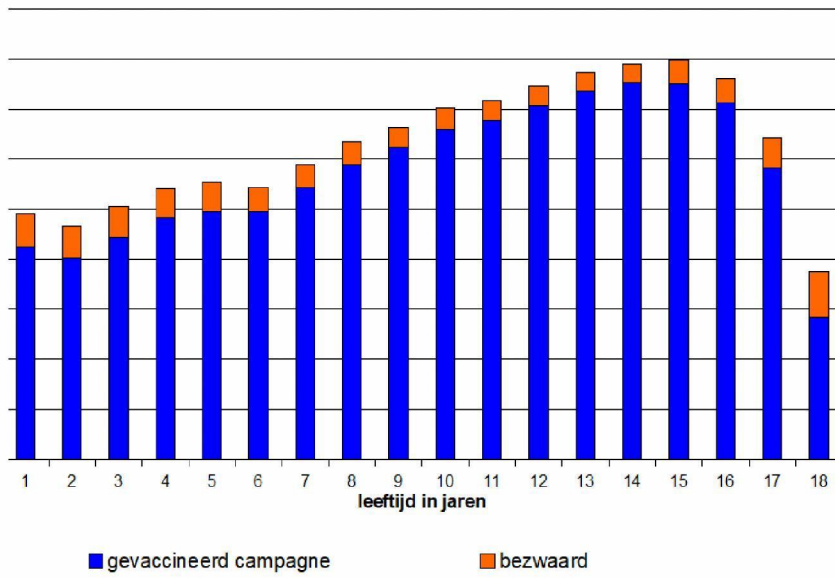
	Total		gevaccineerd	campagne	reeds gevac		bezwaard
1	215062	168881	78.53%	21469	9.98%	2751	1.28%
2	197702	154347	78.07%	21378	10.81%	2468	1.25%
3	194979	153794	78.88%	20406	10.47%	2374	1.22%
4	189475	150924	79.65%	19344	10.21%	2233	1.18%
5	189287	151236	79.90%	19395	10.25%	2183	1.15%
6	186370	148926	79.91%	18397	9.87%	1802	0.97%
7	191372	154708	80.84%	17814	9.31%	1785	0.93%
8	194024	158618	81.75%	16970	8.75%	1764	0.91%
9	192116	158425	82.46%	15956	8.31%	1614	0.84%
10	196769	163737	83.21%	15483	7.87%	1710	0.87%
11	198527	165885	83.56%	14756	7.43%	1629	0.82%
12	191474	161168	84.17%	12767	6.67%	1494	0.78%
13	185588	157222	84.72%	11663	6.28%	1439	0.78%
14	188590	160402	85.05%	10862	5.76%	1410	0.75%
15	180204	153187	85.01%	8881	4.93%	1706	0.95%
16	184877	155772	84.26%	7928	4.29%	1797	0.97%
17	182449	148964	81.65%	6621	3.63%	2176	1.19%
18	160989	121830	75.68%	4084	2.54%	2996	1.86%
	3419854	2788026	81.52%	264174	0.07725	35331	1.03%



	gevaccineerd	reeds gevac	bezwaarden
1 t/m 4	78.77%	15.17%	1.23%
5 t/m 9	80.98%	13.75%	0.96%
10 t/m 14	84.13%	10.64%	0.80%
15 t/m 18	81.83%	7.13%	1.22%



figuur 4



figuur 5

