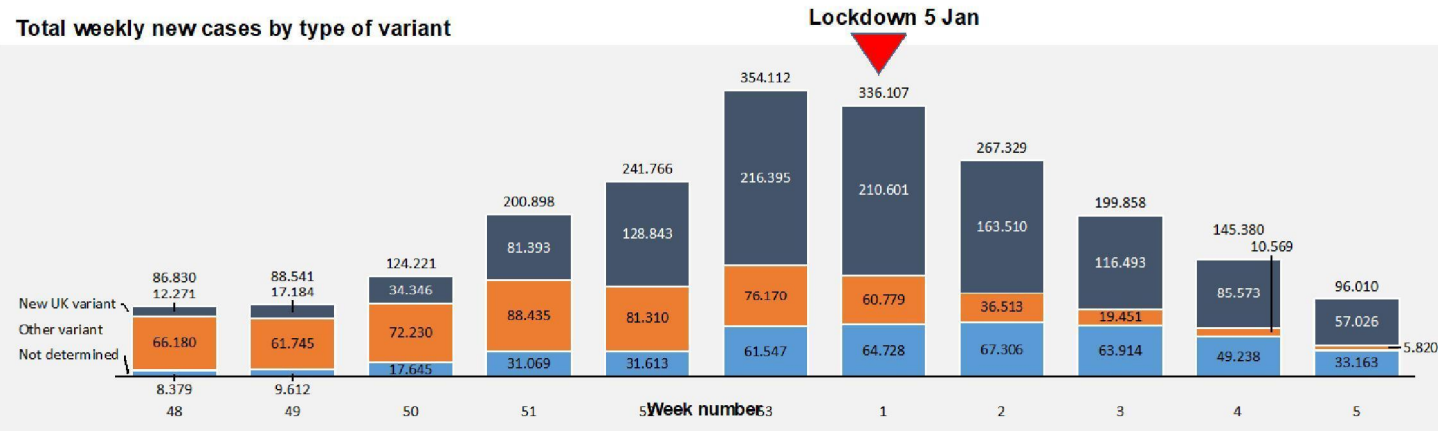
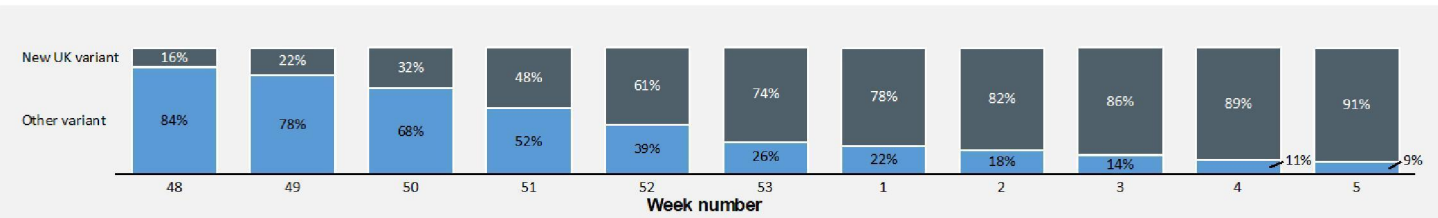


## Development of number of covid-19 cases by type of variant for England

Total weekly new cases by type of variant

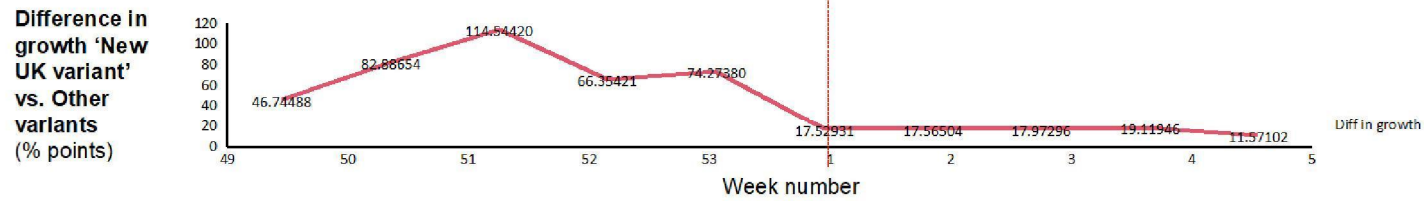
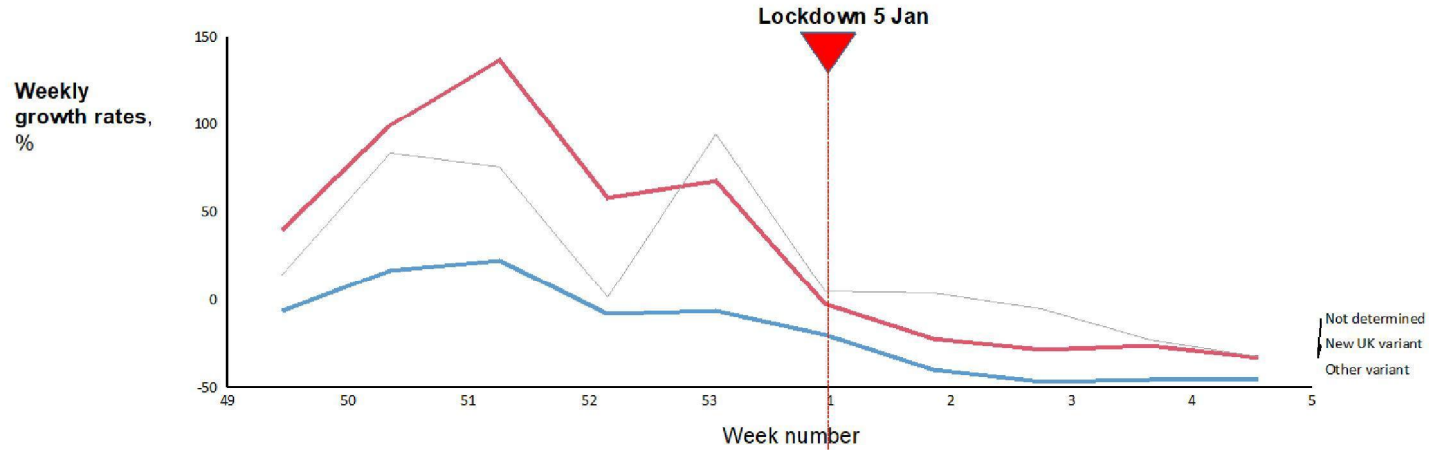


Share of 'New UK variant' of all sequenced variants



Source: Own analysis based on <https://www.ons.gov.uk/peoplepopulationandcommunity/healthandsocialcare/conditionsanddiseases/bulletins/coronaviruscovid19infectionsurvey/pilot/5february2021/#incidence-rate-in-england>

### Weekly growth rates by type of Covid-19 variant for England



Source: Own analysis based on <https://www.ons.gov.uk/peoplepopulationandcommunity/healthandsocialcare/conditionsanddiseases/bulletins/coronaviruscovid19infectionsurvey/pilot/5february2021/incidence-rate-in-england>

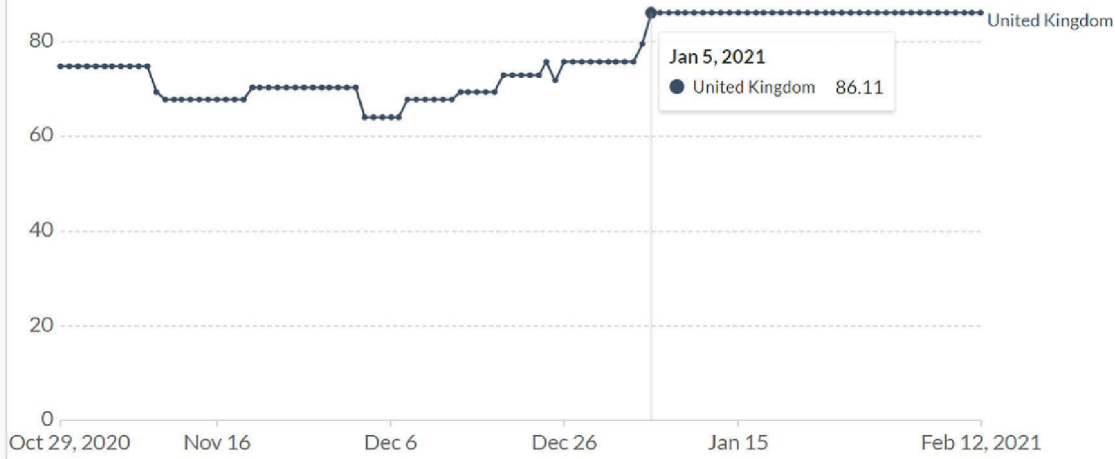
## United Kingdom government measures

### COVID-19: Government Stringency Index

This is a composite measure based on nine response indicators including school closures, workplace closures, and travel bans, rescaled to a value from 0 to 100 (100 = strictest). If policies vary at the subnational level, the index is shown as the response level of the strictest sub-region.

Our World  
in Data

+ Add country



Source: <https://ourworldindata.org/covid-government-stringency-index>