Eiland	Populatie 18+ incl. OG	Personen 60+	Zorgmedewerkers	Aantal clienten 1e tranche	85% opkomst	Levering week 7	Aantal dozen Pfizer	Aantal doses vaccins (5.1.2b doses per doos)
Aruba	101,472	25,047	3,200	28,247	24,010	5.1.2b		
Curacao	151,260	39,478	3,500	42,978	36,531			
St. Maarten	66,000	16,788	1,055	17,843	15,167			
Bonaire	18,944	4500	600	5,100	4,335			
St. Eustatius	2410			2,425	2,425			
Saba	1500			1,450	1,450			

Vaccinatieweek 1 (data per 28 feb)

St Maarten		66,000	1,055			16,788		167
Bonaire		18,944	600			4,500		501
St. Eustatius	3,100	2,410			1,808	602	504	
Saba	1,850	1,500	71		1,136	364		60

Vaccinatieweek 2 (data per 7 maart)

	Totale populati	Populatie 18	Zorgmedev	Ongedocum	18-60j	60+	18-60j gev.	Zorgmedev
Aruba		101,472	3,200		76,425	25,047		1,635
Curacao		151,260	3,500		111,782	39,478		753
St Maarten		66,000	1,055		49,212	16,788		
Bonaire		18,944	600		14,444	4,500		
St. Eustatius	3,100	2,410			1,808	602		
Saba	1,850	1,500	71		1,136	364		60

Vaccinatieweek 3 (data per 14 maart)

	Totale populati	Populatie 18	Zorgmedev	Ongedocum	18-60j	60+	18-60j gev	Zorgmedev
Aruba		101,472	3,200		76,425	25,047		
Curacao		151,260	3,500		111,782	39,478		
St Maarten		66,000	1,055		49,212	16,788		
Bonaire		18,944	600		14,444	4,500		
St. Eustatius	3,100	2,410			1,808	602		
Saba	1,850	1,500	71		1,136	364		

	Week 1	Week 2	Week 3	Totaal toegediend
Aruba	6,005	4,514	310	10,829
Curacao	1,288	3,850	2,502	7,640
Sint Maarten	880	1,429	1,173	3,482
Bonaire	501	460	962	1,923
Sint Eustatius	681	11	73	765
Saba	1,233	94	3	1,330

Aantal toegediende vaccins	Vaccinatiegraad populatie 18+	Vaccinatiegraad totale populatie		
10,829	#REF!		62,241	124,483
7,640	#REF!		92,040	184,079
3,482	5%		40,933	81,867
1,923	10%		11,767	23,535
765	32%	25%		
1,330	89%	72%		

713	880	16%	4%	1%		713 bestaat ook uit zorgm
	501	84%	0%	3%		1770 geregistreerden
195	681		32%	28%	22%	681 bevestigd, aantallen t
315	1,233	85%	87%	82%	67%	

60+ gevaccinee	Totaal aantal toege	Vaccinatiegraad z	Vaccinatie	Vaccinatieg	Vaccinatie	graad totale populatie
8,884	10,519	51%	35%	10%		25.872 mensen geregistre
4,193	5,138	22%	11%	3%		8.922 mensen geregistree
	2,309			3%		
460	961		10%	5%		1.385 mensen geregistee
	692			29%	22%	120 registraties voor wee
315	1,330	85%	87%	89%	72%	

60+ gevaccinee	Totaal aantal toege	Vaccinatiegraad z	Vaccinatie	Vaccinatieg	Vaccinatie	graad totale populatie
8,988	10,829		36%	11%		Geregistreerd: 30.228 (to
	7,640			5%		Geregistreerd: 9.000 (doe
	3,482			5%		
	1,923			10%		
	765			32%	25%	Geregistreerd: 855
	1,330			89%	72%	

Vragen om splitsing 1e prik en 2e prik toegediend
Vragen om 60+, zorgpersoneel en 18-60 j

edewerkers, splitsing komt nog

ellen nog niet geheel op, wordt gecheckt

erd voor eerste prik
rd voor eerste prik

rd voor eerste prik
k 3, dus verwachting dan rond de 800 gevaccineerden

tale populatie)
lgroep) / 21.290 afspraken gemaakt (incl. 2e prik)

Peildatum 12 maart

Vac Rate

	Pop 18+	Pop 60+	Zorg Med
Saba	87%		94%
Statia	32%		
Bon	14%		
SXM	6%	14%	58%
ARU	12%	36%	55%
CUR	8%	21%	29%

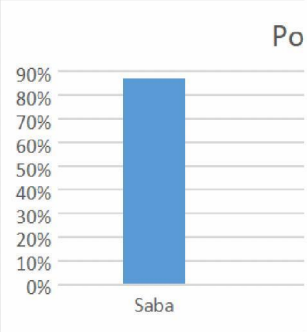

	Pop 18+	Pop 60+	Zorg Med
SXM	6%	14%	58%
ARU	12%	36%	55%
CUR	8%	21%	29%

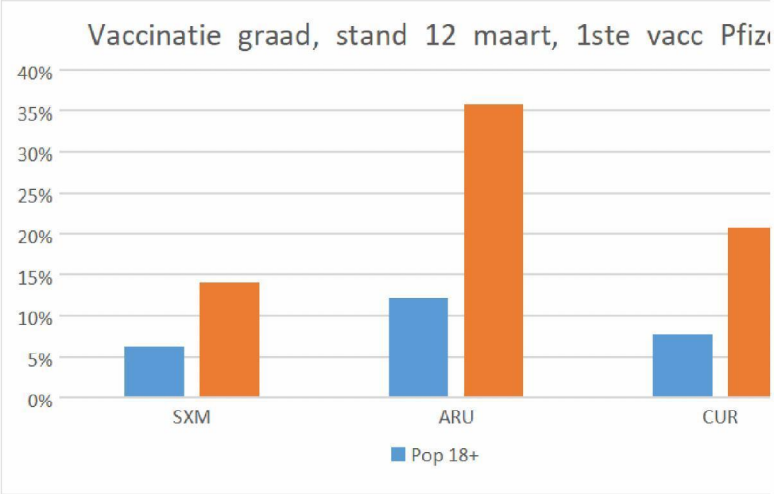

Stand per 21 maart

	60+		Zorg Med		HR 18-59j		LR 18-59j	
	1ste	2e	1ste	2e	1ste	2e	1ste	2e
BON	1974	2	524	196	0	0	213	0
SXM	2989	470	667	387	1319	60	0	0
ARU	10415	3818	1911	1354	0	0	0	0
CUR	10119	394	1141	147	411	3	68	10

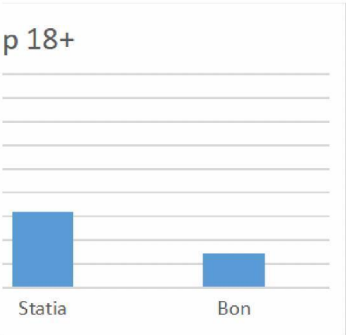

Ongedoc		Tot prik		
1ste	2e	1ste	2e	Tot
0	0	2711	198	2909
0	0	4975	917	5892
226	46	12326	5172	17498
107	1	12205	555	12760

Totaal 1ste prikken in Pop 18+

	BON		SXM
	1ste	2e	1ste
week 8	3%	0%	3%
week 9	5%	0%	4%
week 10	10%	0%	6%
week 11	14%	1%	9%
week 12			
week 13			
week 14			
week 15			
week 16			
week 17			
week 18			
week 19			
week 20			

Totaal 1ste prikken in Pop 60+

	BON	SXM
week 8	1%	4%
week 9	10%	10%
week 10	32%	14%
week 11	44%	18%
week 12		
week 13		
week 14		
week 15		
week 16		
week 17		
week 18		
week 19		
week 20		

Totaal 1ste prikken in Zorg medewerkers

	BON	SXM
week 8	80%	53%
week 9	80%	56%
week 10	82%	58%
week 11	87%	63%
week 12		
week 13		
week 14		
week 15		
week 16		

week 17
week 18
week 19
week 20

Totaal aantal gebruikte vaccinaties

	BON	SXM
week 8		
week 9		
week 10		
week 11		
week 12		
week 13		
week 14		
week 15		
week 16		
week 17		
week 18		
week 19		
week 20		

	ARU		CUR	
2e	1ste	2e	1ste	2e
0%	7%	0%	2%	0%
0%	12%	0%	4%	0%
0%	12%	1%	8%	0%
2%	12%	5%	10%	0%

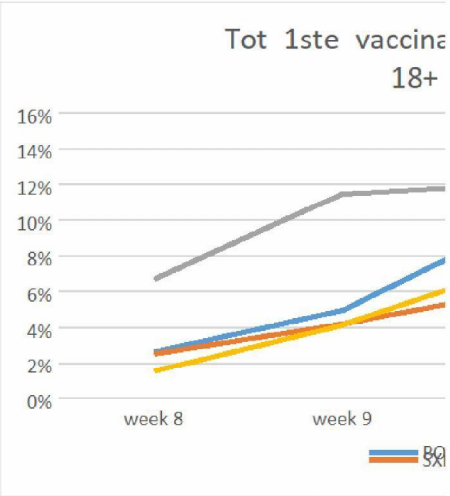

ARU	CUR
18%	3%
34%	11%
36%	21%
37%	26%

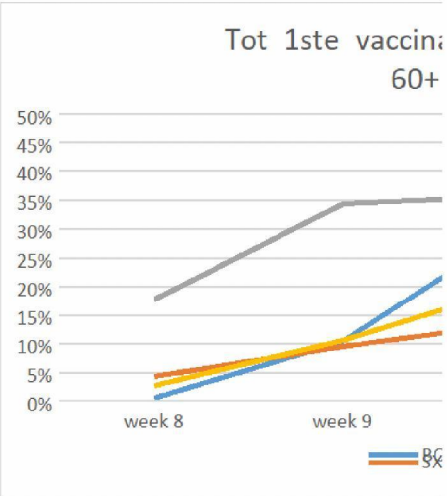

ARU	CUR
48%	24%
55%	28%
60%	29%
60%	33%

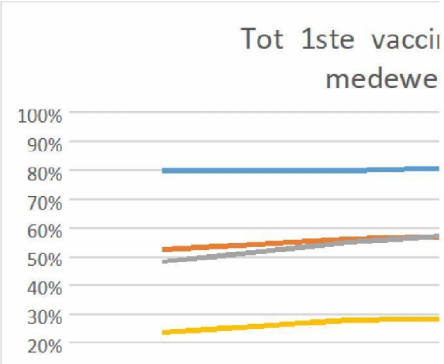

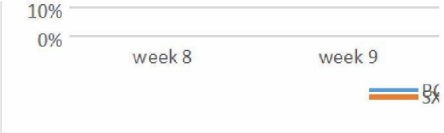

ARU CUR

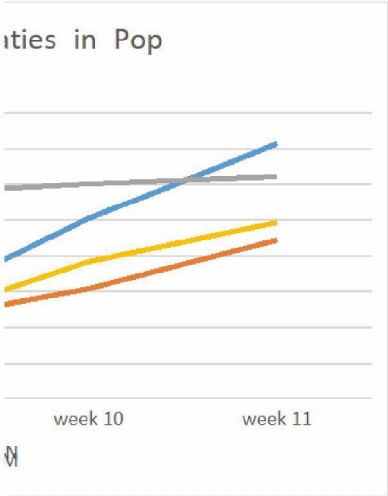
ıties in Pop
week 10
week 11

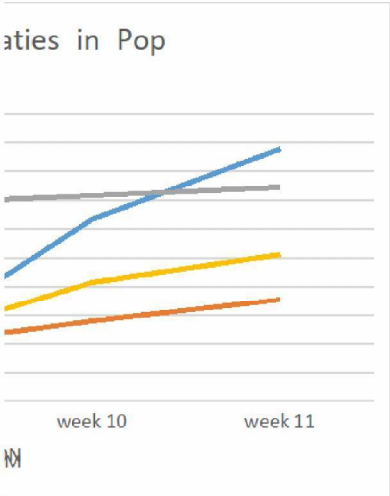
ıties in Pop
week 10
week 11

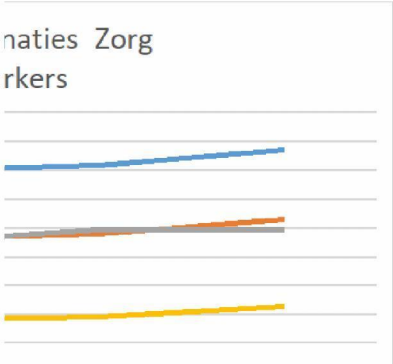
naties Zorg
rkers

	week 10	week 11
[illegible]		

Parameters Aruba	
Tot Pop (incl zorg med & ongedocu)	125,282
Pop 18+ (incl zorg med & ongedocu)	98,829
18-59j (incl zorg med & ongedocu)	70,851
60+ (incl zorg medewerkers & ongedocu)	27,978
HR groep 18-59j (incl zorg med & ongedocu)	13,250
LR groep 18-59j (incl zorg med & ongedocu)	57,601
Ongedoc.	1
Zorg med	3,200
Geverificeerd door 5.1.2e 5.1.2e 190321	

Einde week	60+ (excl ongedoc)		Zorg Med		HR 18-59j		LR 18-59j	
	1ste	2e	1ste	2e	1ste	2e	1ste	2e
22-Feb	4,986	-	1,548	-	-	-	-	-
1-Mar	9,632	-	1,765	-	-	-	-	-
8-Mar	10,014	164	1,908	964	-	-	-	-
15-Mar	10,415	3,818	1,911	1,354	-	-	-	-
22-Mar	-	-	-	-	-	-	-	-
29-Mar	-	-	-	-	-	-	-	-
5-Apr	-	-	-	-	-	-	-	-
12-Apr	-	-	-	-	-	-	-	-
19-Apr	-	-	-	-	-	-	-	-
26-Apr	-	-	-	-	-	-	-	-
3-May	-	-	-	-	-	-	-	-
10-May	-	-	-	-	-	-	-	-
17-May	-	-	-	-	-	-	-	-
24-May	-	-	-	-	-	-	-	-
31-May	-	-	-	-	-	-	-	-

Einde week	60+		Zorg Med		HR 18-59j		LR 18-59j	
22-Feb	18%	0%	48%	0%	0%	0%	0%	0%
1-Mar	34%	0%	55%	0%	0%	0%	0%	0%
8-Mar	36%	1%	60%	30%	0%	0%	0%	0%
15-Mar	37%	14%	60%	42%	0%	0%	0%	0%
22-Mar	0%	0%	0%	0%	0%	0%	0%	0%
29-Mar	0%	0%	0%	0%	0%	0%	0%	0%

5-Apr	0%	0%	0%	0%	0%	0%	0%	0%
12-Apr	0%	0%	0%	0%	0%	0%	0%	0%
19-Apr	0%	0%	0%	0%	0%	0%	0%	0%
26-Apr	0%	0%	0%	0%	0%	0%	0%	0%
3-May	0%	0%	0%	0%	0%	0%	0%	0%
10-May	0%	0%	0%	0%	0%	0%	0%	0%
17-May	0%	0%	0%	0%	0%	0%	0%	0%
24-May	0%	0%	0%	0%	0%	0%	0%	0%
31-May	0%	0%	0%	0%	0%	0%	0%	0%

Week	Tot Vacc
week 8	6,652
week 9	11,397
week 10	13,050
week 11	17,498
week 12	-
week 13	-
week 14	-
week 15	-
week 16	-
week 17	-
week 18	-

Ongedoc		Tot prik		
1ste	2e	1ste	2e	Tot Vacc
118	-	6,652	-	6,652
170	1	11,397	-	11,397
217	29	11,922	1,128	13,050
226	46	12,326	5,172	17,498
-	-	-	-	-
-	-	-	-	-
-	-	-	-	-
-	-	-	-	-
-	-	-	-	-
-	-	-	-	-
-	-	-	-	-
-	-	-	-	-
-	-	-	-	-
-	-	-	-	-
-	-	-	-	-

Ongedoc		Vacc Rate 1	Vacc Rate 18+ 1+2e vacc
11800%	0%	7%	0%
17000%	100%	12%	0%
21700%	2900%	12%	1%
22600%	4600%	12%	5%
0%	0%	0%	0%
0%	0%	0%	0%

0%	0%	0%	0%
0%	0%	0%	0%
0%	0%	0%	0%
0%	0%	0%	0%
0%	0%	0%	0%
0%	0%	0%	0%
0%	0%	0%	0%
0%	0%	0%	0%
0%	0%	0%	0%

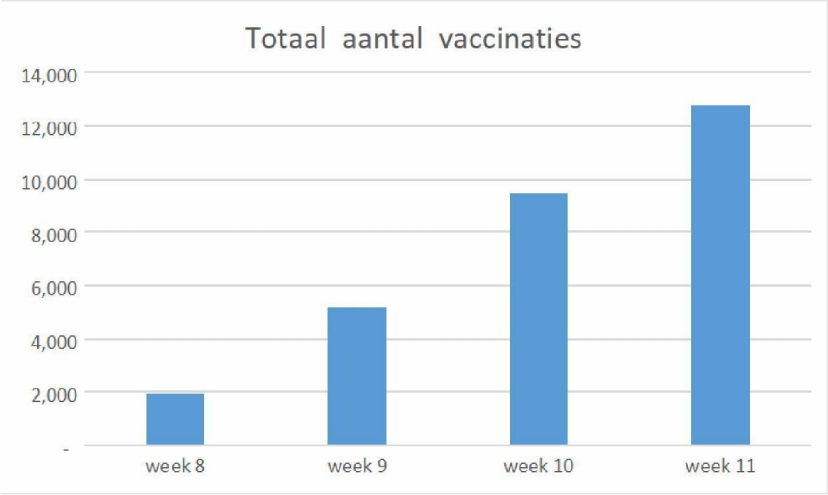
Totaal aantal vaccinaties
14,000
12,000
10,000
8,000
6,000
4,000
2,000
-
week 8
week 9
week 10
week 11

Parameters CURACAO		
Tot Pop (incl zorg med & ongedocu)	156,223	
Pop 18+ (incl zorg med & ongedocu)	123,260	
18-59j (incl zorg med & ongedocu)	83,782	
60+ (incl zorg medewerkers & ongedocu)	39,478	
HR groep 18-59j (incl zorg med & ongedocu)	16,756	schatting 20%
LR groep 18-59j (incl zorg med & ongedocu)	67,026	
Ongedoc.	30,000	
Zorg med	3,500	
Geverificeerd door Iralice 210321		

Einde wee	60+		Zorg Med		HR 18-59j		LR 18-59j	
	1ste	2e	1ste	2e	1ste	2e	1ste	2e
22-Feb	1,102	-	833	-		-	-	-
1-Mar	4,193	-	975	-	-	-	-	-
8-Mar	8,210	-	1,020	-	264	-	-	-
15-Mar	10,119	394	1,141	147	411	3	68	10
22-Mar	-	-	-	-	-	-	-	-
29-Mar	-	-	-	-	-	-	-	-
5-Apr	-	-	-	-	-	-	-	-
12-Apr	-	-	-	-	-	-	-	-
19-Apr	-	-	-	-	-	-	-	-
26-Apr	-	-	-	-	-	-	-	-
3-May	-	-	-	-	-	-	-	-
10-May	-	-	-	-	-	-	-	-
17-May	-	-	-	-	-	-	-	-
24-May	-	-	-	-	-	-	-	-
31-May	-	-	-	-	-	-	-	-

Einde wee	60+		Zorg Med		HR 18-59j		LR 18-59j	
22-Feb	3%	0%	24%	0%	0%	0%	0%	0%
1-Mar	11%	0%	28%	0%	0%	0%	0%	0%
8-Mar	21%	0%	29%	0%	2%	0%	0%	0%
15-Mar	26%	1%	33%	4%	2%	0%	0%	0%
22-Mar	0%	0%	0%	0%	0%	0%	0%	0%
29-Mar	0%	0%	0%	0%	0%	0%	0%	0%
5-Apr	0%	0%	0%	0%	0%	0%	0%	0%
12-Apr	0%	0%	0%	0%	0%	0%	0%	0%
19-Apr	0%	0%	0%	0%	0%	0%	0%	0%
26-Apr	0%	0%	0%	0%	0%	0%	0%	0%

3-May	0%	0%	0%	0%	0%	0%	0%	0%
10-May	0%	0%	0%	0%	0%	0%	0%	0%
17-May	0%	0%	0%	0%	0%	0%	0%	0%
24-May	0%	0%	0%	0%	0%	0%	0%	0%
31-May	0%	0%	0%	0%	0%	0%	0%	0%

Week	Tot Vacc
week 8	1,935
week 9	5,168
week 10	9,494
week 11	12,760
week 12	12,401
week 13	12,401
week 14	12,401
week 15	12,401
week 16	12,401
week 17	12,401
week 18	12,401

Onbekend		Ongedoc		Tot prik		
1ste	2e	1ste	2e	1ste	2e	Tot Vacc
-	-	-	-	1,935	-	1,935
-	-	-	-	5,168	-	5,168
-	-	-	-	9,494	-	9,494
359	-	107	1	12,205	555	12,760
		-	-	-	-	-
		-	-	-	-	-
		-	-	-	-	-
		-	-	-	-	-
		-	-	-	-	-
		-	-	-	-	-
		-	-	-	-	-
		-	-	-	-	-
		-	-	-	-	-
		-	-	-	-	-
		-	-	-	-	-

		Ongedoc		Tot prik	
		0%	0%	2%	-
		0%	0%	4%	-
		0%	0%	8%	-
		0%	0%	10%	0
		0%	0%	0%	-
		0%	0%	0%	-
		0%	0%	0%	-
		0%	0%	0%	-
		0%	0%	0%	-
		0%	0%	0%	-

		0%	0%	0%	-
		0%	0%	0%	-
		0%	0%	0%	-
		0%	0%	0%	-
		0%	0%	0%	-

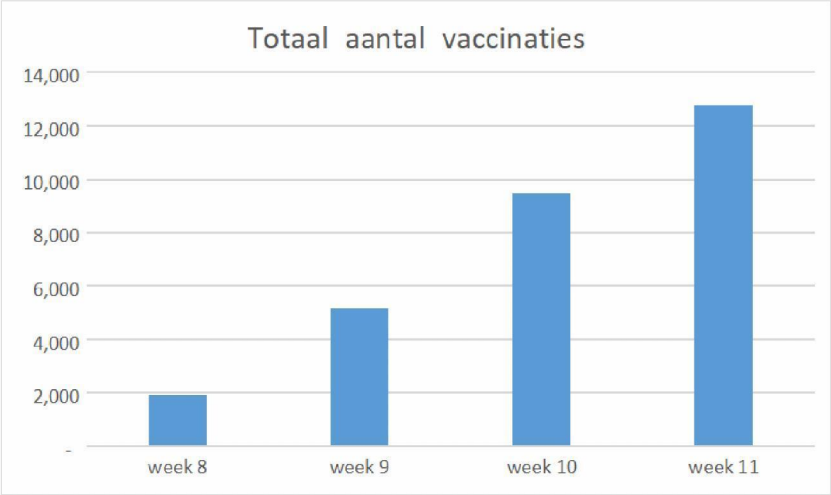
Totaal aantal vaccinaties
14,000
12,000
10,000
8,000
6,000
4,000
2,000
-
week 8
week 9
week 10
week 11

Parameters SXM	SXM
Tot Pop (incl zorg med & ongedocu)	66,000
Pop 18+ (incl zorg med & ongedocu)	56,000
18-59j (incl zorg med & ongedocu)	39,212
60+ (incl zorg medewerkers & ongedocu)	16,788
HR groep 18-59j (incl zorg med & ongedocu)	7,257
LR groep 18-59j (incl zorg med & ongedocu)	31,955
Ongedoc.	13,200
Zorg med	1,055
Geverficeerd door Henk 210321	

Einde wee	60+		Zorg Med		HR 18-59j		LR 18-59j	
	1ste	2e	1ste	2e	1ste	2e	1ste	2e
22-Feb	735	-	557	-	143	-	-	-
1-Mar	1,601	-	596	-	167	-	-	-
8-Mar	2,361	-	612	-	507	-	-	-
15-Mar	2,989	470	667	387	1,319	60	-	-
22-Mar	-	-	-	-	-	-	-	-
29-Mar	-	-	-	-	-	-	-	-
5-Apr	-	-	-	-	-	-	-	-
12-Apr	-	-	-	-	-	-	-	-
19-Apr	-	-	-	-	-	-	-	-
26-Apr	-	-	-	-	-	-	-	-
3-May	-	-	-	-	-	-	-	-
10-May	-	-	-	-	-	-	-	-
17-May	-	-	-	-	-	-	-	-
24-May	-	-	-	-	-	-	-	-
31-May	-	-	-	-	-	-	-	-

Einde wee	60+		Zorg Med		HR 18-59j		LR 18-59j	
22-Feb	4%	0%	53%	0%	2%	0%	0%	0%
1-Mar	10%	0%	56%	0%	2%	0%	0%	0%
8-Mar	14%	0%	58%	0%	7%	0%	0%	0%
15-Mar	18%	3%	63%	37%	18%	1%	0%	0%
22-Mar	0%	0%	0%	0%	0%	0%	0%	0%
29-Mar	0%	0%	0%	0%	0%	0%	0%	0%
5-Apr	0%	0%	0%	0%	0%	0%	0%	0%

12-Apr	0%	0%	0%	0%	0%	0%	0%	0%
19-Apr	0%	0%	0%	0%	0%	0%	0%	0%
26-Apr	0%	0%	0%	0%	0%	0%	0%	0%
3-May	0%	0%	0%	0%	0%	0%	0%	0%
10-May	0%	0%	0%	0%	0%	0%	0%	0%
17-May	0%	0%	0%	0%	0%	0%	0%	0%
24-May	0%	0%	0%	0%	0%	0%	0%	0%
31-May	0%	0%	0%	0%	0%	0%	0%	0%

Week	Tot Vacc
week 8	1,435
week 9	2,364
week 10	3,480
week 11	5,892
week 12	-
week 13	-
week 14	-
week 15	-
week 16	-
week 17	-
week 18	-

Ongedoc		Tot prik		
1ste	2e	1ste	2e	Tot Vacc
-	-	1,435	-	1,435
-	-	2,364	-	2,364
-	-	3,480	-	3,480
-	-	4,975	917	5,892
-	-	-	-	-
-	-	-	-	-
-	-	-	-	-
-	-	-	-	-
-	-	-	-	-
-	-	-	-	-
-	-	-	-	-
-	-	-	-	-
-	-	-	-	-
-	-	-	-	-
-	-	-	-	-

Ongedoc		Tot prik	
0%	0%	3%	-
0%	0%	4%	-
0%	0%	6%	-
0%	0%	9%	0
0%	0%	0%	-
0%	0%	0%	-
0%	0%	0%	-

0%	0%	0%	-
0%	0%	0%	-
0%	0%	0%	-
0%	0%	0%	-
0%	0%	0%	-
0%	0%	0%	-
0%	0%	0%	-
0%	0%	0%	-

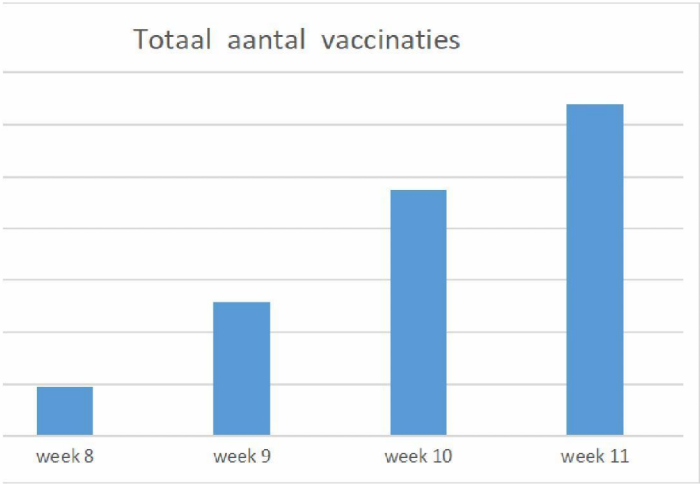
Totaal aantal vaccinaties
week 8
week 9
week 10
week 11

Parameters Bonaire		
Tot Pop (incl zorg med & ongedocu)	-	
Pop 18+ (incl zorg med & ongedocu)	18,944	
18-59j (incl zorg med & ongedocu)	14,444	
60+ (incl zorg medewerkers & ongedocu)	4,500	
HR groep 18-59j (incl zorg med & ongedocu)	2,889	schatting 20%
LR groep 18-59j (incl zorg med & ongedocu)	11,555	
Ongedoc.	1,000	
Zorg med	600	
geverificeerd door 5.1.2e 5.1.2e (180321)		

Einde week	60+		Zorg Med		HR 18-59j		LR 18-59j
	1ste	2e	1ste	2e	1ste	2e	1ste
22-Feb	27	-	480	-	-	-	-
1-Mar	467	-	481	-	-	-	-
8-Mar	1,428	-	491	-	-	-	-
15-Mar	1,974	2	524	196	-	-	213
22-Mar	-		-	-	-	-	-
29-Mar	-	-	-	-	-	-	-
5-Apr	-	-	-	-	-	-	-
12-Apr	-	-	-	-	-	-	-
19-Apr	-	-	-	-	-	-	-
26-Apr	-	-	-	-	-	-	-
3-May	-	-	-	-	-	-	-
10-May	-	-	-	-	-	-	-
17-May	-	-	-	-	-	-	-
24-May	-	-	-	-	-	-	-
31-May	-	-	-	-	-	-	-

Einde week	60+		Zorg Med		HR 18-59j		LR 18-59j
22-Feb	1%	0%	80%	0%	0%	0%	0%
1-Mar	10%	0%	80%	0%	0%	0%	0%
8-Mar	32%	0%	82%	0%	0%	0%	0%
15-Mar	44%	0%	87%	33%	0%	0%	2%
22-Mar	0%	0%	0%	0%	0%	0%	0%
29-Mar	0%	0%	0%	0%	0%	0%	0%
5-Apr	0%	0%	0%	0%	0%	0%	0%
12-Apr	0%	0%	0%	0%	0%	0%	0%
19-Apr	0%	0%	0%	0%	0%	0%	0%
26-Apr	0%	0%	0%	0%	0%	0%	0%

3-May	0%	0%	0%	0%	0%	0%	0%
10-May	0%	0%	0%	0%	0%	0%	0%
17-May	0%	0%	0%	0%	0%	0%	0%
24-May	0%	0%	0%	0%	0%	0%	0%
31-May	0%	0%	0%	0%	0%	0%	0%

Week	Tot Vacc
week 8	507
week 9	948
week 10	1,919
week 11	2,909
week 12	-
week 13	-
week 14	-
week 15	-
week 16	-
week 17	-
week 18	-

LR 18-59j	Ongedoc		Tot prik		
2e	1ste	2e	1ste	2e	Tot Vacc
-	-	-	507	-	507
-	-	-	948	-	948
-	-	-	1,919	-	1,919
-	-	-	2,711	198	2,909
-	-	-	-	-	-
-	-	-	-	-	-
-	-	-	-	-	-
-	-	-	-	-	-
-	-	-	-	-	-
-	-	-	-	-	-
-	-	-	-	-	-
-	-	-	-	-	-
-	-	-	-	-	-
-	-	-	-	-	-
-	-	-	-	-	-

	Ongedoc		Tot prik	
0%	0%	0%	3%	-
0%	0%	0%	5%	-
0%	0%	0%	10%	-
0%	0%	0%	14%	0
0%	0%	0%	0%	-
0%	0%	0%	0%	-
0%	0%	0%	0%	-
0%	0%	0%	0%	-
0%	0%	0%	0%	-
0%	0%	0%	0%	-

0%	0%	0%	0%	-
0%	0%	0%	0%	-
0%	0%	0%	0%	-
0%	0%	0%	0%	-
0%	0%	0%	0%	-

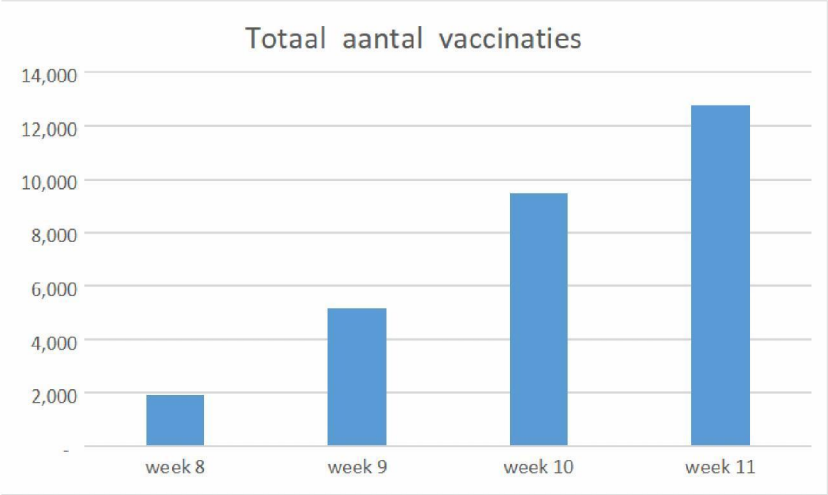
Totaal aantal vaccinaties
14,000
12,000
10,000
8,000
6,000
4,000
2,000
-
week 8
week 9
week 10
week 11

Parameters Statia	
Tot Pop (incl zorg med & ongedocu)	
Pop 18+ (incl zorg med & ongedocu)	2,410
18-59j (incl zorg med & ongedocu)	
60+ (incl zorg medewerkers & ongedocu)	
HR groep 18-59j (incl zorg med & ongedocu)	
LR groep 18-59j (incl zorg med & ongedocu)	
Ongedoc.	1
Zorg med	50
Verificatie: Gerwin nee	

,

Einde week	Pop 18+ (incl Zorg Med + Ondoc)		Zorg Med		Ongedoc		Tot prik	
	1ste	2e	1ste	2e	1ste	2e	1ste	2e
22-Feb	-	-	-	-	-	-	-	-
1-Mar	-	-	-	-	-	-	-	-
8-Mar	765	-	-	-	-	-	765	-
15-Mar	-	-	-	-	-	-	-	-
22-Mar	-	-	-	-	-	-	-	-
29-Mar	-	-	-	-	-	-	-	-
5-Apr	-	-	-	-	-	-	-	-
12-Apr	-	-	-	-	-	-	-	-
19-Apr	-	-	-	-	-	-	-	-
26-Apr	-	-	-	-	-	-	-	-

Einde week	Pop 18+		Zorg Med		Ongedoc		Tot prik	
22-Feb	0%	0%	0%	0%	0%	0%	0%	-
1-Mar	0%	0%	0%	0%	0%	0%	0%	-
8-Mar	32%	0%	0%	0%	0%	0%	32%	-
15-Mar	0%	0%	0%	0%	0%	0%	0%	-
22-Mar	0%	0%	0%	0%	0%	0%	0%	-
29-Mar	0%	0%	0%	0%	0%	0%	0%	-
5-Apr	0%	0%	0%	0%	0%	0%	0%	-
12-Apr	0%	0%	0%	0%	0%	0%	0%	-
19-Apr	0%	0%	0%	0%	0%	0%	0%	-
26-Apr	0%	0%	0%	0%	0%	0%	0%	-

1285613

Tot prik	Tot Vacc
	-
	-
	765
	-
	-
	-
	-
	-
	-
	-

Parameters SABA	
Tot Pop (incl zorg med & ongedocu)	1,875
Pop 18+ (incl zorg med & ongedocu)	1,525
18-59j (incl zorg med & ongedocu)	1,167
60+ (incl zorg medewerkers & ongedocu)	358
HR groep 18-59j (incl zorg med & ongedocu)	228
LR groep 18-59j (incl zorg med & ongedocu)	939
Ongedoc.	25
Zorg med	67
Geverificeerd door 5.1.2e 5.1.2e 190321	

doc	ongedoc
	25
	25
	17
	8
	3
	14

Einde week	Pop 18+ (incl Zorg Med + Ondoc)		Zorg Med		Ongedoc		Tot prik	
	1ste	2e	1ste	2e	1ste	2e	1ste	2e
22-Feb	-	-	-	-	-	-	-	-
1-Mar	1,330	-	63	-	20	-	1,330	-
8-Mar	-	-	-	-	-	-	-	-
15-Mar	-	-	-	-	-	-	-	-
22-Mar	-	-	-	-	-	-	-	-
29-Mar	-	-	-	-	-	-	-	-
5-Apr	-	-	-	-	-	-	-	-
12-Apr	-	-	-	-	-	-	-	-
19-Apr	-	-	-	-	-	-	-	-
26-Apr	-	-	-	-	-	-	-	-

Einde week	Pop 18+		Zorg Med		Ongedoc		Tot prik 18+	
22-Feb	0%	0%	0%	0%	0%	0%	0%	0%
1-Mar	87%	0%	94%	0%	80%	0%	87%	0%
8-Mar	0%	0%	0%	0%	0%	0%	0%	0%
15-Mar	0%	0%	0%	0%	0%	0%	0%	0%
22-Mar	0%	0%	0%	0%	0%	0%	0%	0%
29-Mar	0%	0%	0%	0%	0%	0%	0%	0%
5-Apr	0%	0%	0%	0%	0%	0%	0%	0%
12-Apr	0%	0%	0%	0%	0%	0%	0%	0%
19-Apr	0%	0%	0%	0%	0%	0%	0%	0%

26-Apr	0%	0%	0%	0%	0%	0%	0%	0%

tot

70%
30%
20%
80%

Tot prik	Tot Vacc
	-
	1,330
	-
	-
	-
	-
	-
	-
	-
	-

	BON	SXM	ARU	CUR	Tot
Pop 18+	18,944	56,000	98,829	123,260	297,033
85% Pop 18+	16,102	47,600	84,005	104,771	252,478
2x vaccins	32,205	95,200	168,009	209,542	504,956
Tot vaccin behoefte	32,205	95,200	168,009	209,542	504,956
Afgesproken leveringen	28480	32760	54140	74880	190260
Nog te plannen lev.	**3,725**	**62,440**	**113,869**	**134,662**	**314,696**

15-Feb	2,340	8,190	11,700	18,720	
22-Feb					
1-Mar					
8-Mar	2,340		12,870	18,720	
15-Mar		8,190			
22-Mar	11,900	8,190	16,700	18,720	
29-Mar					
5-Apr					
12-Apr	11,900	8,190	12,870	18,720	
19-Apr					
26-Apr					
3-May					
10-May					
17-May					
24-May					
31-May					
7-Jun					
14-Jun					-
21-Jun					
28-Jun					
5-Jul					
12-Jul					
19-Jul					
26-Jul					

#VALUE!