



SARS-CoV-2 (COVID-19) –2020

Stockholm, 08 March 2020

Distribution of COVID-19 cases in accordance with the applied case definitions in the affected countries by country, Africa, as of 08 March 2020



Places reporting cases	Confirmed cases	Deaths
Africa	44	0
Algeria	17	0
Egypt	15	0
Senegal	4	0
South Africa	2	0
Morocco	2	0
Togo	1	0
Cameroon	1	0
Nigeria	1	0
Tunisia	1	0
Asia	94959	3304
Europe	9500	253
America	541	18
Oceania	79	3
Other	705	6
Total	105828	3584

Distribution of COVID-19 cases in accordance with the applied case definitions in the affected countries by country, Asia, as of 08 March 2020



Places reporting cases	Confirmed cases	Deaths
<input type="checkbox"/> Africa	44	0
<input checked="" type="checkbox"/> Asia	94959	3304
China	80814	3099
South Korea	7134	50
Iran	5823	145
Japan	455	6
Singapore	138	0
Malaysia	93	0
Bahrain	63	0
Kuwait	61	0
Iraq	54	2
Thailand	50	1
United Arab Emirates	45	0
Taiwan	45	1
India	34	0
Israel	25	0
Lebanon	22	0
Vietnam	21	0
Palestine	19	0
Oman	16	0
Qatar	12	0
Saudi Arabia	7	0
Philippines	6	0
Pakistan	6	0
Afghanistan	4	0
Indonesia	4	0
Maldives	2	0
Cambodia	2	0
Sri Lanka	1	0
Bhutan	1	0
Nepal	1	0
Jordan	1	0
<input checked="" type="checkbox"/> Europe	9500	253
<input checked="" type="checkbox"/> America	541	18
<input checked="" type="checkbox"/> Oceania	79	3
<input checked="" type="checkbox"/> Other	705	6
Cases on an international conveyance Japan	705	6
Total	105828	3584

Distribution of COVID-19 cases in accordance with the applied case definitions in the affected countries by country, Europe, as of 08 March 2020



Places reporting cases	Confirmed cases	Deaths
Africa	44	0
Asia	94959	3304
Europe	9500	253
Italy	5883	233
Germany	847	0
France	716	10
Spain	430	5
Switzerland	254	1
United Kingdom	205	2
Netherlands	188	1
Belgium	169	0
Sweden	161	0
Norway	147	0
Austria	104	0
Greece	66	0
Iceland	53	0
Denmark	31	0
San Marino	26	1
Czech Republic	26	0
Portugal	21	0
Finland	19	0
Ireland	19	0
Romania	13	0
Slovenia	12	0
Croatia	12	0
Georgia	12	0
Estonia	10	0
Russia	10	0
Azerbaijan	9	0
Hungary	7	0
Poland	6	0
Belarus	6	0
Malta	3	0
Slovakia	3	0
North Macedonia	3	0
Luxembourg	3	0
Latvia	2	0
Bulgaria	2	0
Bosnia and Herzegovina	2	0
Andorra	1	0
HOLY SEE VATICAN CITY STATE	1	0
Armenia	1	0
Monaco	1	0
Liechtenstein	1	0
Ukraine	1	0
Moldova	1	0
Serbia	1	0
Lithuania	1	0
America	541	18
Oceania	79	3
Other	705	6
Total	105828	3584

Distribution of laboratory-confirmed cases of COVID-19 by country in EU/EEA, and the UK as of 08 March 2020



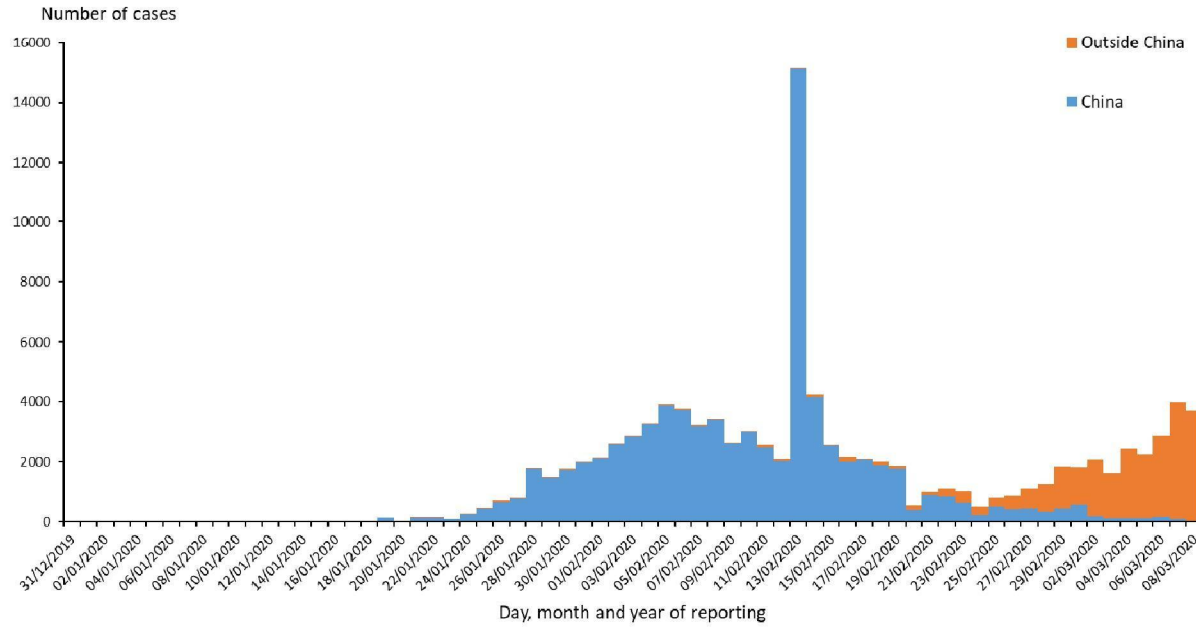
EU/EEA, and the UK	Cases	Deaths
Finland	19	0
France	716	10
Germany	847	0
Italy	5883	233
United_Kingdom	206	2
Spain	430	5
Sweden	161	0
Belgium	169	0
Croatia	12	0
Austria	104	0
Greece	66	0
Norway	147	0
Denmark	31	0
Romania	13	0
Estonia	10	0
Netherlands	188	1
Lithuania	1	0
Iceland	53	0
Ireland	19	0
Luxembourg	3	0
Czech_Republic	26	0
Latvia	2	0
Portugal	21	0
Poland	6	0
Liechtenstein	1	0
Hungary	7	0
Slovenia	12	0
Slovakia	3	0
Bulgaria	2	0
Malta	3	0
Total number of cases	9161	251

Distribution of COVID-19 cases in accordance with the applied case definitions in the affected countries by country, America and Oceania, as of 08 March 2020

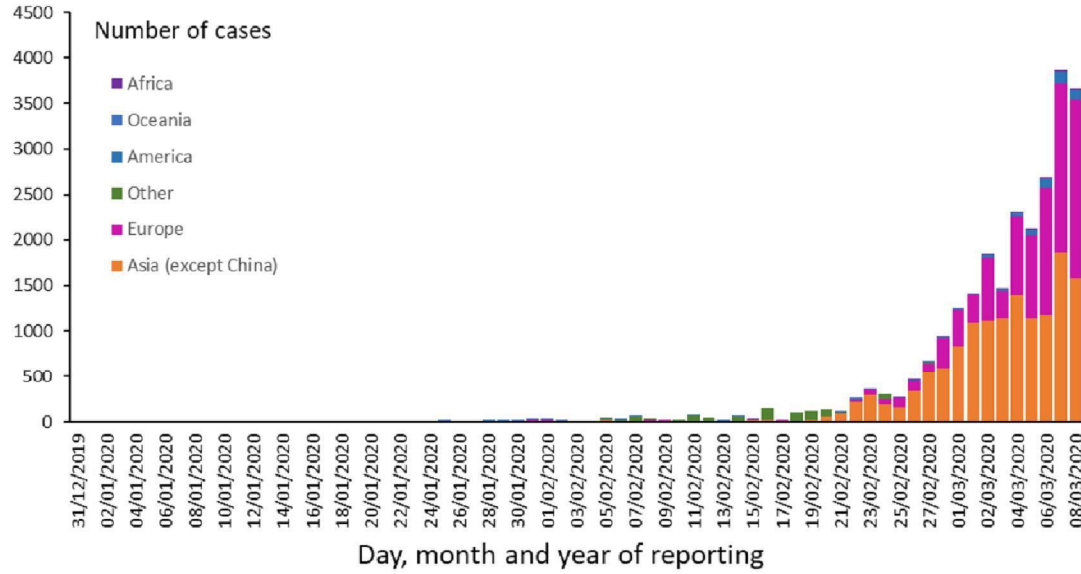


Places reporting cases	Confirmed cases	Deaths
Africa	44	0
Asia	94959	3304
Europe	9500	253
America	541	18
United States of America	433	17
Canada	57	0
Brazil	13	0
Ecuador	13	0
Argentina	9	1
Mexico	5	0
Chile	5	0
Dominican Republic	2	0
Paraguay	1	0
Peru	1	0
Costa Rica	1	0
Colombia	1	0
Oceania	79	3
Australia	74	3
New Zealand	5	0
Other	705	6
Total	105828	3584

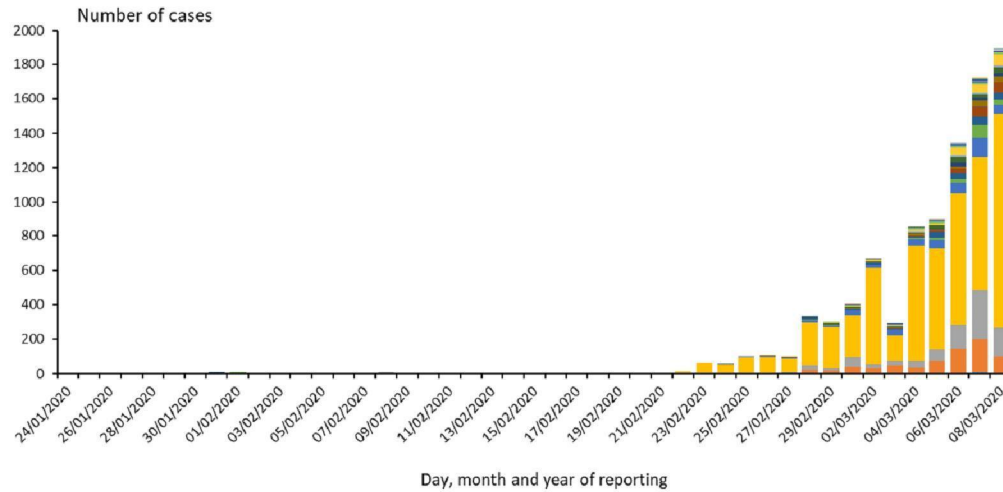
Distribution of COVID-19 cases in accordance with the applied case definitions in the affected countries, as of 08 March 2020



Distribution of COVID-19 cases in accordance with the applied case definitions in the affected countries by continent, outside China Mainland, as of 08 March 2020



Distribution of laboratory-confirmed cases of COVID-19 in EU/EEA and the UK, as of 08 March 2020



- Finland
- United_Kingdom
- Denmark
- Ireland
- Liechtenstein
- France
- Belgium
- Romania
- Luxembourg
- Hungary
- Germany
- Croatia
- Estonia
- Czech_Republic
- Slovenia
- Italy
- Austria
- Netherlands
- Latvia
- Slovakia
- Spain
- Greece
- Lithuania
- Portugal
- Bulgaria
- Sweden
- Norway
- Iceland
- Poland
- Malta

Geographical distribution of laboratory-confirmed cases of COVID-19 in the EU/EEA and the UK, as of 08 March 2020



Geographical distribution of COVID-19 cases in accordance with the applied case definitions in the affected countries worldwide, as of 08 March 2020

