



# SARS-CoV-2 (COVID-19) –2020

Stockholm, 09 March 2020

**Distribution of COVID-19 cases in accordance with the applied case definitions in the affected countries by country, Africa, as of 09 March 2020**



Places reporting cases	Confirmed cases	Deaths
<b>Africa</b>	<b>83</b>	<b>1</b>
Egypt	49	1
Algeria	20	0
Senegal	4	0
South Africa	3	0
Cameroon	2	0
Morocco	2	0
Togo	1	0
Nigeria	1	0
Tunisia	1	0
<b>Asia</b>	<b>96124</b>	<b>3380</b>
<b>Europe</b>	<b>11998</b>	<b>399</b>
<b>America</b>	<b>700</b>	<b>22</b>
<b>Oceania</b>	<b>85</b>	<b>3</b>
<b>Other</b>	<b>705</b>	<b>6</b>
<b>Total</b>	<b>109695</b>	<b>3811</b>

## Distribution of COVID-19 cases in accordance with the applied case definitions in the affected countries by country, Asia, as of 09 March 2020



Places reporting cases	Confirmed cases	Deaths
Africa	83	1
Asia	96124	3380
China	80859	3122
South Korea	7382	51
Iran	6566	194
Japan	488	7
Singapore	150	0
Malaysia	99	0
Bahrain	79	0
Kuwait	64	0
Iraq	62	4
Thailand	50	1
United Arab Emirates	45	0
Taiwan	45	1
Israel	39	0
India	34	0
Lebanon	32	0
Vietnam	30	0
Palestine	19	0
Oman	16	0
Qatar	15	0
Saudi Arabia	11	0
Philippines	10	0
Indonesia	6	0
Pakistan	6	0
Afghanistan	4	0
Maldives	4	0
Bangladesh	3	0
Cambodia	2	0
Bhutan	1	0
Jordan	1	0
Nepal	1	0
Sri Lanka	1	0
Europe	11998	399
America	700	22
Oceania	85	3
Other	705	6
Cases on an international conveyance Japan	705	6
<b>Total</b>	<b>109695</b>	<b>3811</b>

## Distribution of COVID-19 cases in accordance with the applied case definitions in the affected countries by country, Europe, as of 09 March 2020



Places reporting cases	Confirmed cases	Deaths
Africa	83	1
Asia	96124	3380
Europe	11998	399
Italy	7375	366
France	1126	19
Germany	902	0
Spain	589	5
Switzerland	332	2
United Kingdom	274	3
Netherlands	265	3
Sweden	203	0
Belgium	200	0
Norway	169	0
Austria	102	0
Greece	73	0
Iceland	55	0
Denmark	38	0
San Marino	37	1
Czech Republic	32	0
Portugal	30	0
Finland	30	0
Ireland	21	0
Slovenia	16	0
Romania	15	0
Georgia	13	0
Croatia	12	0
Poland	11	0
Estonia	10	0
Russia	10	0
Azerbaijan	9	0
Hungary	8	0
Belarus	6	0
Slovakia	5	0
Luxembourg	5	0
Bulgaria	4	0
Malta	3	0
North Macedonia	3	0
Latvia	3	0
Albania	2	0
Bosnia and Herzegovina	2	0
Monaco	1	0
Ukraine	1	0
HOLY SEE VATICAN CITY STATE	1	0
Andorra	1	0
Armenia	1	0
Moldova	1	0
Liechtenstein	1	0
Serbia	1	0
Lithuania	1	0
America	700	22
Oceania	85	3
Other	705	6
<b>Total</b>	<b>104695</b>	<b>3811</b>

## Distribution of laboratory-confirmed cases of COVID-19 by country in EU/EEA, and the UK as of 09 March 2020



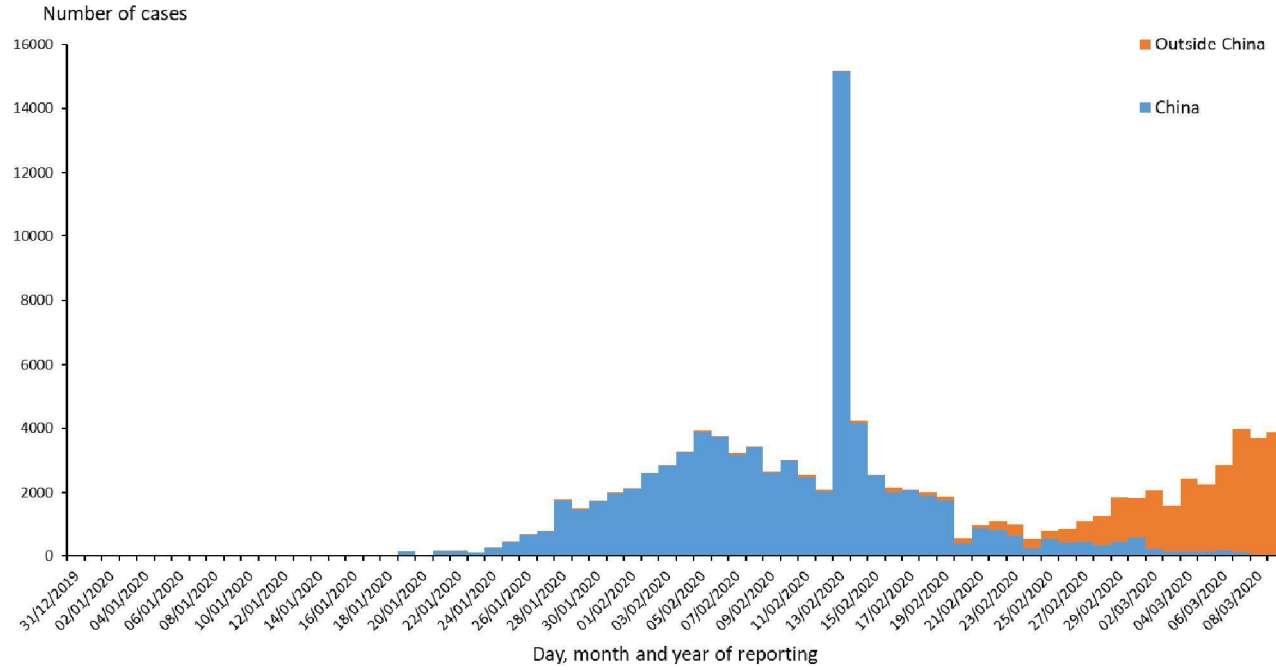
EU/EEA, and the UK	Cases	Deaths
Finland	30	0
France	1126	19
Germany	902	0
Italy	7375	366
United_Kingdom	273	3
Spain	589	5
Sweden	203	0
Belgium	200	0
Croatia	12	0
Austria	102	0
Greece	73	0
Norway	169	0
Denmark	38	0
Romania	15	0
Estonia	10	0
Netherlands	265	3
Lithuania	1	0
Iceland	55	0
Ireland	21	0
Luxembourg	5	0
Czech_Republic	32	0
Latvia	3	0
Portugal	30	0
Poland	11	0
Liechtenstein	1	0
Hungary	8	0
Slovenia	16	0
Slovakia	5	0
Bulgaria	4	0
Malta	3	0
<b>Total number of cases</b>	<b>11577</b>	<b>396</b>

## Distribution of COVID-19 cases in accordance with the applied case definitions in the affected countries by country, America and Oceania, as of 09 March 2020

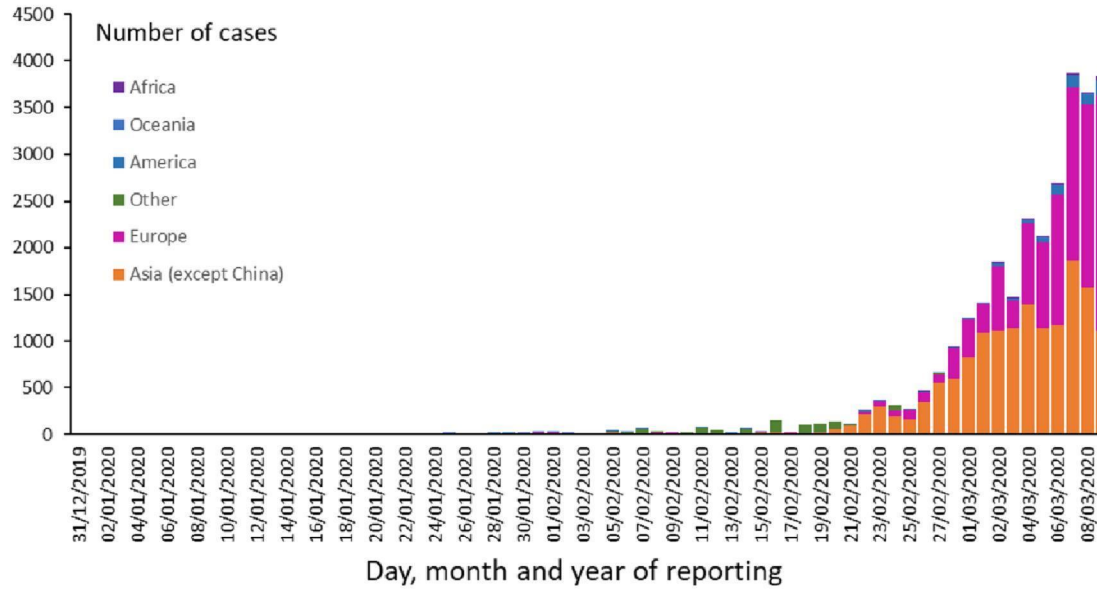


Places reporting cases	Confirmed cases	Deaths
<b>⊕ Africa</b>	<b>83</b>	<b>1</b>
<b>⊕ Asia</b>	<b>96124</b>	<b>3380</b>
<b>⊕ Europe</b>	<b>11998</b>	<b>399</b>
<b>⊖ America</b>	<b>700</b>	<b>22</b>
United States of America	554	21
Canada	62	0
Brazil	25	0
Ecuador	14	0
Argentina	12	1
Chile	10	0
Peru	7	0
Mexico	7	0
Costa Rica	5	0
Dominican Republic	2	0
Paraguay	1	0
Colombia	1	0
<b>⊖ Oceania</b>	<b>85</b>	<b>3</b>
Australia	80	3
New Zealand	5	0
<b>⊕ Other</b>	<b>705</b>	<b>6</b>
<b>Total</b>	<b>109695</b>	<b>3811</b>

### Distribution of COVID-19 cases in accordance with the applied case definitions in the affected countries, as of 09 March 2020

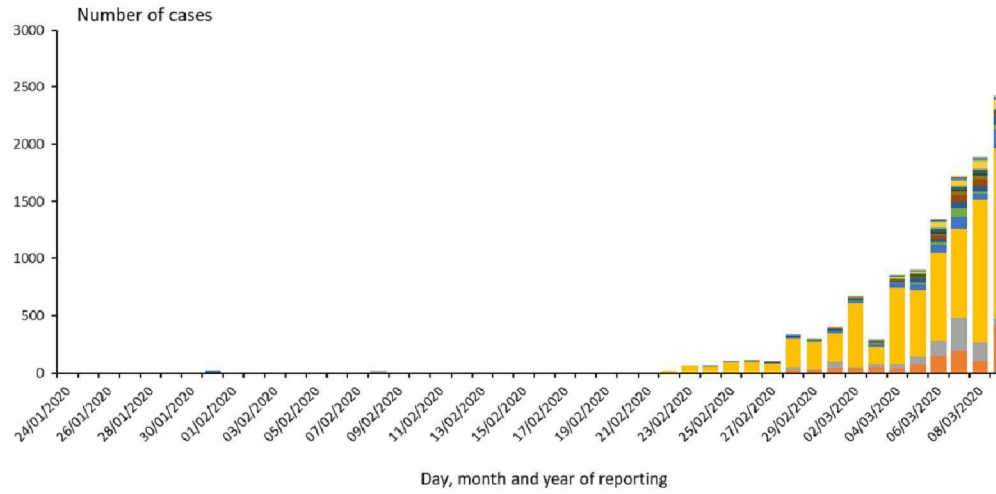


**Distribution of COVID-19 cases in accordance with the applied case definitions in the affected countries by continent, outside China Mainland, as of 09 March 2020**



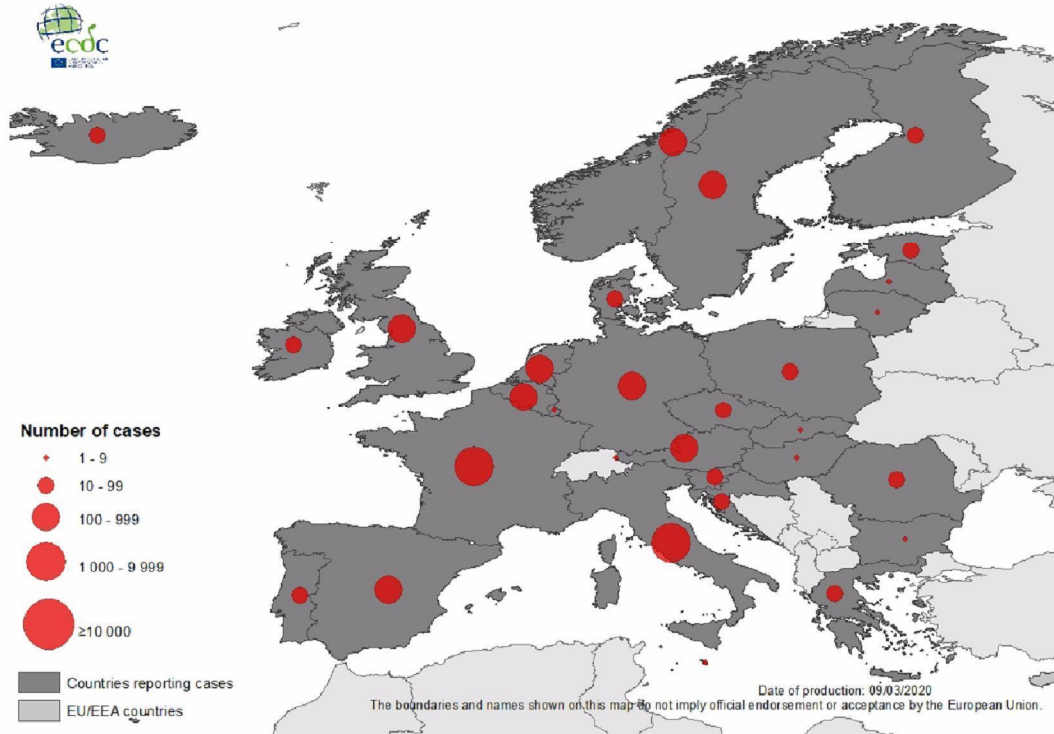


### Distribution of laboratory-confirmed cases of COVID-19 in EU/EEA and the UK, as of 09 March 2020



- Finland
- United\_Kingdom
- Denmark
- Ireland
- Liechtenstein
- France
- Belgium
- Romania
- Luxembourg
- Hungary
- Germany
- Croatia
- Estonia
- Czech\_Republic
- Slovenia
- Italy
- Austria
- Netherlands
- Latvia
- Slovakia
- Spain
- Greece
- Lithuania
- Portugal
- Bulgaria
- Sweden
- Norway
- Iceland
- Poland
- Malta

### Geographical distribution of laboratory-confirmed cases of COVID-19 in the EU/EEA and the UK, as of 09 March 2020



**Geographical distribution of COVID-19 cases in accordance with the applied case definitions in the affected countries worldwide, as of 09 March 2020**

