



# SARS-CoV-2 (COVID-19) –2020

Stockholm, 11 March 2020

**Distribution of COVID-19 cases in accordance with the applied case definitions in the affected countries by country, Africa, as of 11 March 2020**



**10 March**

| Places reporting cases | Confirmed cases | Deaths      |
|------------------------|-----------------|-------------|
| <b>Africa</b>          | <b>95</b>       | <b>1</b>    |
| Egypt                  | 55              | 1           |
| Algeria                | 20              | 0           |
| South Africa           | 7               | 0           |
| Senegal                | 4               | 0           |
| Nigeria                | 2               | 0           |
| Cameroon               | 2               | 0           |
| Morocco                | 2               | 0           |
| Tunisia                | 2               | 0           |
| Togo                   | 1               | 0           |
| <b>Asia</b>            | <b>97035</b>    | <b>3448</b> |
| <b>Europe</b>          | <b>15381</b>    | <b>536</b>  |
| <b>America</b>         | <b>931</b>      | <b>28</b>   |
| <b>Oceania</b>         | <b>105</b>      | <b>3</b>    |
| <b>Other</b>           | <b>696</b>      | <b>7</b>    |
| <b>Total</b>           | <b>114243</b>   | <b>4023</b> |

**11 March**

| Places reporting cases           | Confirmed cases | Deaths      |
|----------------------------------|-----------------|-------------|
| <b>Africa</b>                    | <b>105</b>      | <b>1</b>    |
| Egypt                            | 59              | 1           |
| Algeria                          | 20              | 0           |
| South Africa                     | 7               | 0           |
| Tunisia                          | 5               | 0           |
| Senegal                          | 4               | 0           |
| Burkina Faso                     | 2               | 0           |
| Cameroon                         | 2               | 0           |
| Nigeria                          | 2               | 0           |
| Morocco                          | 2               | 0           |
| Democratic Republic of the Congo | 1               | 0           |
| Togo                             | 1               | 0           |
| <b>Asia</b>                      | <b>98368</b>    | <b>3534</b> |
| <b>Europe</b>                    | <b>18086</b>    | <b>716</b>  |
| <b>America</b>                   | <b>1256</b>     | <b>31</b>   |
| <b>Oceania</b>                   | <b>117</b>      | <b>3</b>    |
| <b>Other</b>                     | <b>696</b>      | <b>7</b>    |
| <b>Total</b>                     | <b>118628</b>   | <b>4292</b> |

## Distribution of COVID-19 cases in accordance with the applied case definitions in the affected countries by country, Asia, as of 11 March 2020



### 10 March

| Places reporting cases | Confirmed cases | Deaths      |
|------------------------|-----------------|-------------|
| <b>Africa</b>          | <b>95</b>       | <b>1</b>    |
| <b>Asia</b>            | <b>97035</b>    | <b>3448</b> |
| China                  | 80879           | 3139        |
| South Korea            | 7513            | 54          |
| Iran                   | 7161            | 237         |
| Japan                  | 514             | 9           |
| Singapore              | 160             | 0           |
| Malaysia               | 117             | 0           |
| Bahrain                | 109             | 0           |
| Kuwait                 | 65              | 0           |
| Iraq                   | 61              | 6           |
| United Arab Emirates   | 59              | 0           |
| Thailand               | 50              | 1           |
| Taiwan                 | 45              | 1           |
| India                  | 44              | 0           |
| Lebanon                | 41              | 0           |
| Israel                 | 39              | 0           |
| Philippines            | 35              | 1           |
| Vietnam                | 31              | 0           |
| Palestine              | 20              | 0           |
| Qatar                  | 18              | 0           |
| Oman                   | 18              | 0           |
| Pakistan               | 16              | 0           |
| Saudi Arabia           | 15              | 0           |
| Indonesia              | 6               | 0           |
| Maldives               | 4               | 0           |
| Afghanistan            | 4               | 0           |
| Bangladesh             | 3               | 0           |
| Cambodia               | 2               | 0           |
| Sri Lanka              | 1               | 0           |
| Jordan                 | 1               | 0           |
| Mongolia               | 1               | 0           |
| Brunei Darussalam      | 1               | 0           |
| Nepal                  | 1               | 0           |
| Bhutan                 | 1               | 0           |
| <b>Europe</b>          | <b>15381</b>    | <b>536</b>  |
| <b>America</b>         | <b>931</b>      | <b>28</b>   |
| <b>Oceania</b>         | <b>105</b>      | <b>3</b>    |
| <b>Other</b>           | <b>696</b>      | <b>7</b>    |
| <b>Total</b>           | <b>114243</b>   | <b>4023</b> |

### 11 March

| Places reporting cases                     | Confirmed cases | Deaths      |
|--|-----------------|-------------|
| <b>Africa</b>                              | <b>105</b>      | <b>1</b>    |
| <b>Asia</b>                                | <b>98368</b>    | <b>3534</b> |
| China                                      | 80908           | 3161        |
| Iran                                       | 8042            | 291         |
| South Korea                                | 7755            | 60          |
| Japan                                      | 568             | 12          |
| Singapore                                  | 166             | 0           |
| Malaysia                                   | 129             | 0           |
| Bahrain                                    | 110             | 0           |
| United Arab Emirates                       | 74              | 0           |
| Israel                                     | 70              | 0           |
| Kuwait                                     | 69              | 0           |
| Iraq                                       | 61              | 6           |
| Thailand                                   | 59              | 1           |
| India                                      | 50              | 0           |
| Taiwan                                     | 48              | 1           |
| Lebanon                                    | 41              | 1           |
| Vietnam                                    | 35              | 0           |
| Philippines                                | 33              | 1           |
| Palestine                                  | 29              | 0           |
| Qatar                                      | 24              | 0           |
| Saudi Arabia                               | 20              | 0           |
| Indonesia                                  | 19              | 0           |
| Oman                                       | 18              | 0           |
| Pakistan                                   | 16              | 0           |
| Afghanistan                                | 7               | 0           |
| Maldives                                   | 6               | 0           |
| Bangladesh                                 | 3               | 0           |
| Cambodia                                   | 2               | 0           |
| Jordan                                     | 1               | 0           |
| Mongolia                                   | 1               | 0           |
| Sri Lanka                                  | 1               | 0           |
| Brunei Darussalam                          | 1               | 0           |
| Nepal                                      | 1               | 0           |
| Bhutan                                     | 1               | 0           |
| <b>Europe</b>                              | <b>18086</b>    | <b>716</b>  |
| <b>America</b>                             | <b>1256</b>     | <b>31</b>   |
| <b>Oceania</b>                             | <b>117</b>      | <b>3</b>    |
| <b>Other</b>                               | <b>696</b>      | <b>7</b>    |
| Cases on an international conveyance Japan | 696             | 7           |
| <b>Total</b>                               | <b>118628</b>   | <b>4292</b> |

## Distribution of COVID-19 cases in accordance with the applied case definitions in the affected countries by country, Europe, as of 11 March 2020



### 10 March

| Places reporting cases | Confirmed cases | Deaths      |
|------------------------|-----------------|-------------|
| <b>Africa</b>          | <b>95</b>       | <b>1</b>    |
| <b>Asia</b>            | <b>97095</b>    | <b>3448</b> |
| <b>Europe</b>          | <b>15481</b>    | <b>536</b>  |
| Italy                  | 9172            | 464         |
| France                 | 1412            | 30          |
| Spain                  | 1204            | 28          |
| Germany                | 1139            | 2           |
| Switzerland            | 374             | 2           |
| United Kingdom         | 321             | 5           |
| Netherlands            | 321             | 3           |
| Sweden                 | 248             | 0           |
| Belgium                | 239             | 0           |
| Norway                 | 192             | 0           |
| Austria                | 131             | 0           |
| Denmark                | 113             | 0           |
| Greece                 | 84              | 0           |
| Iceland                | 65              | 0           |
| San Marino             | 49              | 2           |
| Finland                | 40              | 0           |
| Czech Republic         | 40              | 0           |
| Portugal               | 39              | 0           |
| Ireland                | 21              | 0           |
| Russia                 | 20              | 0           |
| Poland                 | 17              | 0           |
| Romania                | 17              | 0           |
| Slovenia               | 16              | 0           |
| Georgia                | 15              | 0           |
| Croatia                | 12              | 0           |
| Estonia                | 10              | 0           |
| Azerbaijan             | 9               | 0           |
| Hungary                | 9               | 0           |
| Albania                | 6               | 0           |
| Latvia                 | 6               | 0           |
| Belarus                | 6               | 0           |
| Slovakia               | 5               | 0           |
| Luxembourg             | 5               | 0           |
| Malta                  | 4               | 0           |
| Bulgaria               | 4               | 0           |
| North Macedonia        | 3               | 0           |
| Bosnia and Herzegovina | 2               | 0           |
| Cyprus                 | 2               | 0           |
| Ukraine                | 1               | 0           |
| Moldova                | 1               | 0           |
| Monaco                 | 1               | 0           |
| Serbia                 | 1               | 0           |
| Holy See               | 1               | 0           |
| Andorra                | 1               | 0           |
| Liechtenstein          | 1               | 0           |
| Lithuania              | 1               | 0           |
| Armenia                | 1               | 0           |
| <b>America</b>         | <b>931</b>      | <b>28</b>   |
| <b>Oceania</b>         | <b>105</b>      | <b>3</b>    |
| <b>Other</b>           | <b>606</b>      | <b>7</b>    |
| <b>Total</b>           | <b>114243</b>   | <b>4023</b> |

### 11 March

| Places reporting cases | Confirmed cases | Deaths      |
|------------------------|-----------------|-------------|
| <b>Africa</b>          | <b>105</b>      | <b>1</b>    |
| <b>Asia</b>            | <b>98368</b>    | <b>3534</b> |
| <b>Europe</b>          | <b>16146</b>    | <b>716</b>  |
| Italy                  | 10149           | 631         |
| France                 | 1784            | 38          |
| Spain                  | 1639            | 35          |
| Germany                | 1296            | 2           |
| Switzerland            | 490             | 3           |
| Netherlands            | 382             | 4           |
| United Kingdom         | 373             | 6           |
| Sweden                 | 326             | 0           |
| Norway                 | 277             | 0           |
| Belgium                | 267             | 0           |
| Denmark                | 264             | 0           |
| Austria                | 182             | 0           |
| Greece                 | 90              | 0           |
| Iceland                | 70              | 0           |
| Czech Republic         | 63              | 0           |
| San Marino             | 62              | 2           |
| Portugal               | 41              | 0           |
| Finland                | 40              | 0           |
| Ireland                | 35              | 0           |
| Slovenia               | 31              | 0           |
| Romania                | 25              | 0           |
| Georgia                | 23              | 0           |
| Poland                 | 22              | 0           |
| Russia                 | 20              | 0           |
| Azerbaijan             | 20              | 0           |
| Croatia                | 13              | 0           |
| Estonia                | 13              | 0           |
| Hungary                | 12              | 0           |
| Albania                | 10              | 0           |
| Belarus                | 9               | 0           |
| Latvia                 | 8               | 0           |
| Slovakia               | 7               | 0           |
| North Macedonia        | 7               | 0           |
| Luxembourg             | 7               | 0           |
| Serbia                 | 5               | 0           |
| Malta                  | 4               | 0           |
| Bulgaria               | 4               | 0           |
| Moldova                | 3               | 0           |
| Lithuania              | 3               | 0           |
| Bosnia and Herzegovina | 2               | 0           |
| Cyprus                 | 2               | 0           |
| Ukraine                | 1               | 0           |
| Andorra                | 1               | 0           |
| Holy See               | 1               | 0           |
| Liechtenstein          | 1               | 0           |
| Monaco                 | 1               | 0           |
| Armenia                | 1               | 0           |
| <b>America</b>         | <b>1256</b>     | <b>31</b>   |
| <b>Oceania</b>         | <b>117</b>      | <b>3</b>    |
| <b>Other</b>           | <b>686</b>      | <b>7</b>    |
| <b>Total</b>           | <b>118698</b>   | <b>4302</b> |

## Distribution of laboratory-confirmed cases of COVID-19 by country in EU/EEA, and the UK as of 11 March 2020



### 10 March

| EU/EEA, and the UK           | Cases        | Deaths     |
|------------------------------|--------------|------------|
| Finland                      | 40           | 0          |
| France                       | 1412         | 30         |
| Germany                      | 1139         | 2          |
| Italy                        | 9172         | 464        |
| Spain                        | 1204         | 28         |
| Sweden                       | 248          | 0          |
| Belgium                      | 239          | 0          |
| Croatia                      | 12           | 0          |
| Austria                      | 131          | 0          |
| Greece                       | 84           | 0          |
| Norway                       | 192          | 0          |
| Denmark                      | 113          | 0          |
| Romania                      | 17           | 0          |
| Estonia                      | 10           | 0          |
| Netherlands                  | 321          | 3          |
| Lithuania                    | 1            | 0          |
| Iceland                      | 65           | 0          |
| Ireland                      | 21           | 0          |
| Luxembourg                   | 5            | 0          |
| Czech_Republic               | 40           | 0          |
| Latvia                       | 6            | 0          |
| Portugal                     | 39           | 0          |
| Poland                       | 17           | 0          |
| Liechtenstein                | 1            | 0          |
| Hungary                      | 9            | 0          |
| Slovenia                     | 16           | 0          |
| Slovakia                     | 5            | 0          |
| Bulgaria                     | 4            | 0          |
| Malta                        | 4            | 0          |
| Cyprus                       | 2            | 0          |
| <b>Total number of cases</b> | <b>14569</b> | <b>527</b> |

### 11 March

| EU/EEA, and the UK           | Cases        | Deaths     |
|------------------------------|--------------|------------|
| Finland                      | 40           | 0          |
| France                       | 1784         | 33         |
| Germany                      | 1296         | 2          |
| Italy                        | 10149        | 631        |
| United_Kingdom               | 373          | 6          |
| Spain                        | 1639         | 35         |
| Sweden                       | 326          | 0          |
| Belgium                      | 267          | 0          |
| Croatia                      | 13           | 0          |
| Austria                      | 182          | 0          |
| Greece                       | 90           | 0          |
| Norway                       | 277          | 0          |
| Denmark                      | 264          | 0          |
| Romania                      | 25           | 0          |
| Estonia                      | 13           | 0          |
| Netherlands                  | 382          | 4          |
| Lithuania                    | 3            | 0          |
| Iceland                      | 70           | 0          |
| Ireland                      | 35           | 0          |
| Luxembourg                   | 7            | 0          |
| Czech_Republic               | 63           | 0          |
| Latvia                       | 8            | 0          |
| Portugal                     | 41           | 0          |
| Poland                       | 22           | 0          |
| Liechtenstein                | 1            | 0          |
| Hungary                      | 12           | 0          |
| Slovenia                     | 31           | 0          |
| Slovakia                     | 7            | 0          |
| Bulgaria                     | 4            | 0          |
| Malta                        | 4            | 0          |
| Cyprus                       | 2            | 0          |
| <b>Total number of cases</b> | <b>17490</b> | <b>711</b> |

## Distribution of COVID-19 cases in accordance with the applied case definitions in the affected countries by country, America and Oceania, as of 11 March 2020



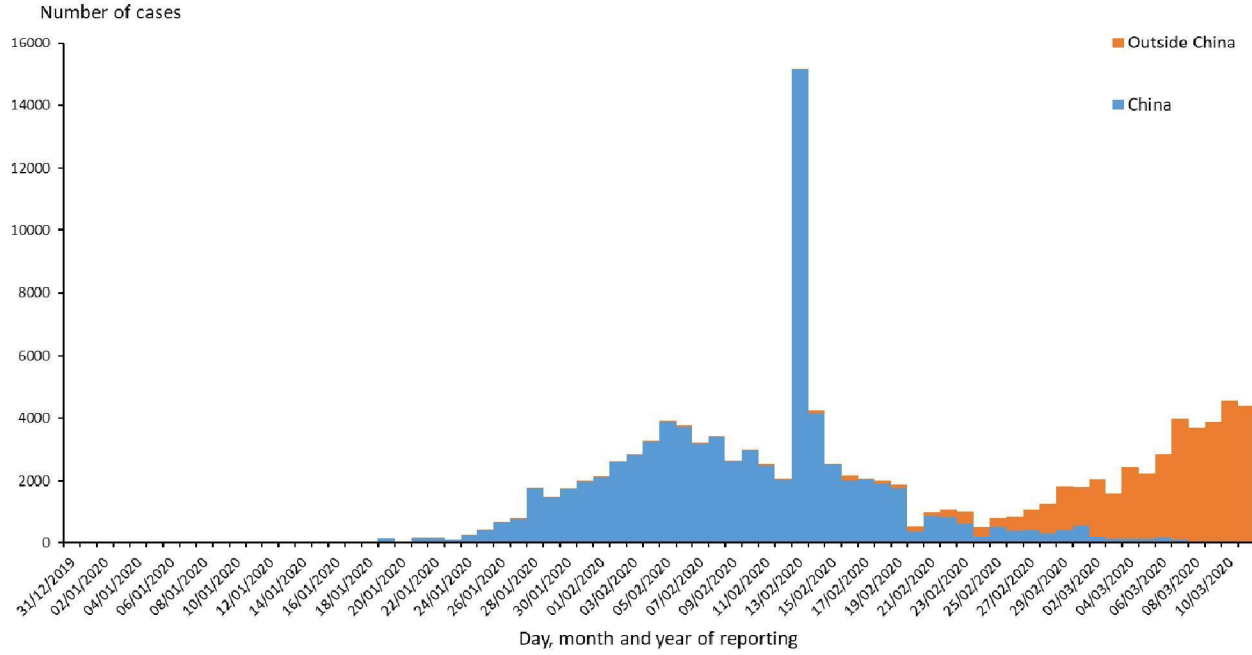
### 10 March

| Places reporting cases   | Confirmed cases | Deaths      |
|--------------------------|-----------------|-------------|
| <b>Africa</b>            | 95              | 1           |
| <b>Asia</b>              | 97035           | 3448        |
| <b>Europe</b>            | 15381           | 536         |
| <b>America</b>           | 931             | 28          |
| United States of America | 754             | 26          |
| Canada                   | 77              | 1           |
| Brazil                   | 25              | 0           |
| Ecuador                  | 15              | 0           |
| Chile                    | 13              | 0           |
| Argentina                | 12              | 1           |
| Costa Rica               | 9               | 0           |
| Peru                     | 9               | 0           |
| Mexico                   | 7               | 0           |
| Dominican Republic       | 5               | 0           |
| Colombia                 | 3               | 0           |
| Panama                   | 1               | 0           |
| Paraguay                 | 1               | 0           |
| <b>Oceania</b>           | 105             | 3           |
| Australia                | 100             | 3           |
| New Zealand              | 5               | 0           |
| <b>Other</b>             | 696             | 7           |
| <b>Total</b>             | <b>114243</b>   | <b>4023</b> |

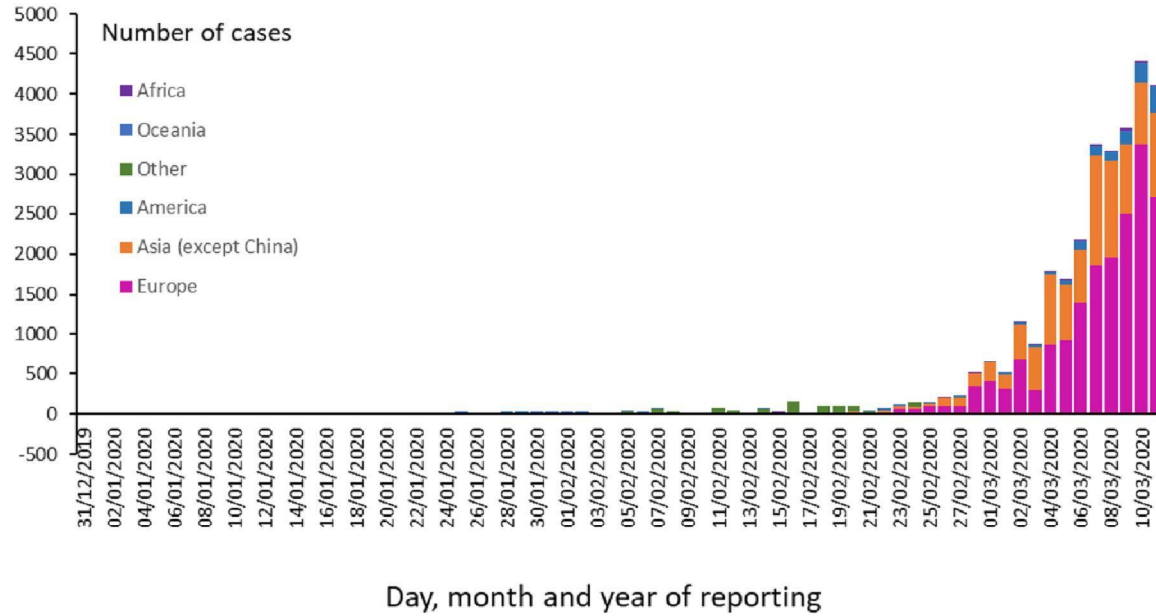
### 11 March

| Places reporting cases   | Confirmed cases | Deaths      |
|--------------------------|-----------------|-------------|
| <b>Africa</b>            | 105             | 1           |
| <b>Asia</b>              | 98368           | 3534        |
| <b>Europe</b>            | 18086           | 716         |
| <b>America</b>           | 1256            | 31          |
| United States of America | 1025            | 28          |
| Canada                   | 93              | 1           |
| Brazil                   | 34              | 0           |
| Argentina                | 19              | 1           |
| Ecuador                  | 17              | 0           |
| Chile                    | 17              | 0           |
| Costa Rica               | 13              | 0           |
| Peru                     | 11              | 0           |
| Panama                   | 7               | 1           |
| Mexico                   | 7               | 0           |
| Paraguay                 | 5               | 0           |
| Dominican Republic       | 5               | 0           |
| Colombia                 | 3               | 0           |
| <b>Oceania</b>           | 117             | 3           |
| Australia                | 112             | 3           |
| New Zealand              | 5               | 0           |
| <b>Other</b>             | 696             | 7           |
| <b>Total</b>             | <b>118628</b>   | <b>4292</b> |

### Distribution of COVID-19 cases in accordance with the applied case definitions in the affected countries, as of 11 March 2020

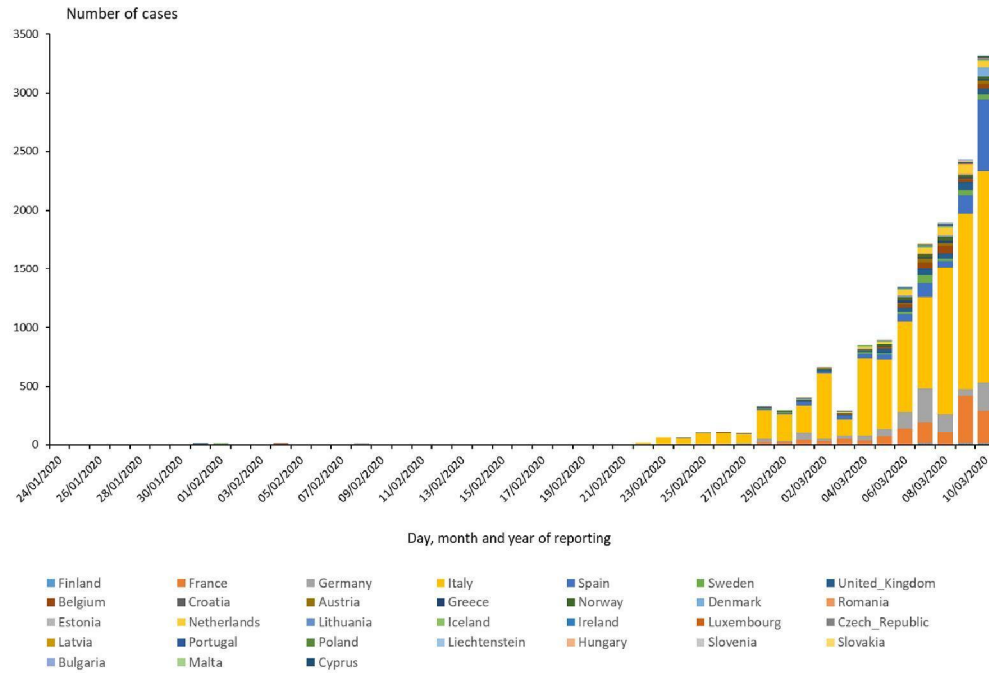


**Distribution of COVID-19 cases in accordance with the applied case definitions in the affected countries by continent, outside China Mainland, as of 11 March 2020**





### Distribution of laboratory-confirmed cases of COVID-19 in EU/EEA and the UK, as of 11 March 2020



### Geographical distribution of laboratory-confirmed cases of COVID-19 in the EU/EEA and the UK, as of 11 March 2020



**Geographical distribution of COVID-19 cases in accordance with the applied case definitions in the affected countries worldwide, as of 11 March 2020**

