



SARS-CoV-2 (COVID-19) –2020

Stockholm, 13 March 2020

Distribution of COVID-19 cases in accordance with the applied case definitions in the affected countries by country, Africa, as of 13 March 2020



12 March

Places reporting cases	Confirmed cases	Deaths
Africa	118	1
Egypt	60	0
Algeria	20	0
South Africa	13	0
Tunisia	7	0
Morocco	5	1
Senegal	4	0
Burkina Faso	2	0
Nigeria	2	0
Cameroon	2	0
Democratic Republic of the Congo	1	0
Cote d'Ivoire	1	0
Togo	1	0
Asia	100021	3622
Europe	22934	951
America	1618	32
Oceania	131	3
Other	696	7
Total	125518	4616

13 March

Places reporting cases	Confirmed cases	Deaths
Africa	158	4
Egypt	80	2
Algeria	24	1
South Africa	17	0
Tunisia	13	0
Senegal	6	0
Morocco	6	1
Nigeria	2	0
Burkina Faso	2	0
Ghana	2	0
Cameroon	2	0
Democratic Republic of the Congo	1	0
Gabon	1	0
Cote d'Ivoire	1	0
Togo	1	0
Asia	92363	3708
Europe	29459	1201
America	2084	44
Oceania	161	3
Other	696	7
Total	124921	4967

Distribution of COVID-19 cases in accordance with the applied case definitions in the affected countries by country, Asia, as of 13 March 2020



12 March

Places reporting cases	Confirmed cases	Deaths
Africa	118	1
Asia	100071	3622
China	80932	3173
Iran	9000	354
South Korea	7869	66
Japan	619	15
Qatar	262	0
Bahrain	189	0
Singapore	178	0
Malaysia	149	0
Israel	82	0
United Arab Emirates	74	0
India	73	0
Kuwait	72	0
Iraq	70	8
Thailand	70	1
Lebanon	61	2
Philippines	49	2
Taiwan	48	1
Saudi Arabia	45	0
Vietnam	39	0
Indonesia	34	0
Palestine	30	0
Pakistan	20	0
Oman	18	0
Brunei Darussalam	11	0
Maldives	8	0
Afghanistan	7	0
Cambodia	3	0
Bangladesh	3	0
Sri Lanka	2	0
Mongolia	1	0
Jordan	1	0
Bhutan	1	0
Nepal	1	0
Europe	22934	951
America	1618	32
Oceania	131	3
Other	696	7
Total	125518	4616

13 March

Places reporting cases	Confirmed cases	Deaths
Africa	158	4
Asia	92363	3708
China	80954	3179
South Korea	7979	67
Iran	1075	429
Japan	675	19
Qatar	262	0
Singapore	187	0
Bahrain	162	0
Malaysia	158	0
Israel	96	0
United Arab Emirates	85	0
Kuwait	80	0
India	75	1
Iraq	74	8
Thailand	70	1
Lebanon	66	0
Saudi Arabia	62	0
Philippines	52	2
Taiwan	49	1
Vietnam	44	0
Indonesia	34	1
Palestine	30	0
Brunei Darussalam	25	0
Pakistan	21	0
Oman	18	0
Maldives	8	0
Afghanistan	7	0
Cambodia	5	0
Bangladesh	3	0
Sri Lanka	3	0
Mongolia	1	0
Bhutan	1	0
Nepal	1	0
Jordan	1	0
Europe	29459	1201
America	2084	44
Oceania	161	3
Other	696	7
Cases on an international conveyance Japan	696	7
Total	124921	4967

Distribution of COVID-19 cases in accordance with the applied case definitions in the affected countries by country, Europe, as of 13 March 2020



12 March

Places reporting cases	Confirmed cases	Deaths
Africa	118	1
Asia	30021	3622
Europe	22534	951
Italy	12462	827
France	2261	48
Spain	2340	47
Germany	1567	3
Switzerland	642	4
Denmark	516	0
Netherlands	509	5
Norway	489	0
Sweden	462	1
United Kingdom	456	6
Belgium	314	3
Austria	246	0
Greece	99	1
Czech Republic	94	0
Iceland	85	0
San Marino	66	3
Portugal	59	0
Finland	59	0
Slovenia	57	0
Romania	45	0
Ireland	43	1
Poland	31	0
Georgia	24	0
Russia	20	0
Serbia	18	0
Estonia	16	0
Croatia	16	0
Hungary	13	0
Azerbaijan	13	0
Belarus	12	0
Albania	11	1
Slovakia	10	0
Latvia	10	0
North Macedonia	7	0
Luxembourg	7	0
Bulgaria	7	1
Malta	6	0
Cyprus	6	0
Moldova	4	0
Armenia	4	0
Liechtenstein	3	0
Bosnia and Herzegovina	3	0
Lithuania	3	0
Ukraine	1	0
Andorra	1	0
Turkey	1	0
Monaco	1	0
Holy See	1	0
America	1618	32
Oceania	131	7
Other	696	7
Total	129318	4618

13 March

Places reporting cases	Confirmed cases	Deaths
Africa	158	4
Asia	92363	3708
Europe	29459	1201
Italy	15115	1016
Spain	3004	84
France	2876	61
Germany	2369	5
Switzerland	854	4
Denmark	676	0
Norway	621	1
Sweden	620	1
Netherlands	614	5
United Kingdom	590	10
Belgium	399	3
Austria	361	1
Czech Republic	177	0
Finland	135	0
Greece	133	1
Iceland	117	0
Slovenia	96	0
Portugal	78	0
Ireland	70	1
San Marino	67	5
Romania	64	0
Poland	49	1
Russia	34	0
Estonia	27	0
Luxembourg	26	0
Georgia	25	0
Croatia	25	0
Serbia	24	0
Bulgaria	23	1
Albania	23	1
Slovakia	21	0
Belarus	21	0
Latvia	16	0
Hungary	16	0
Azerbaijan	13	0
Bosnia and Herzegovina	11	0
North Macedonia	9	0
Malta	9	0
Moldova	6	0
Cyprus	6	0
Armenia	6	0
Liechtenstein	4	0
Lithuania	3	0
Ukraine	3	0
Turkey	2	0
Monaco	1	0
Holy See	1	0
Andorra	1	0
America	2084	44
Oceania	161	3
Other	696	7
Total	128021	4967

Distribution of laboratory-confirmed cases of COVID-19 by country in EU/EEA, and the UK as of 13 March 2020



12 March

EU/EEA, and the UK	Cases	Deaths
Finland	59	0
France	2281	48
Germany	1567	3
Italy	12462	827
United_kingdom	456	6
Spain	2140	47
Sweden	462	1
Belgium	314	3
Croatia	16	0
Austria	246	0
Greece	99	1
Norway	489	0
Denmark	516	0
Romania	45	0
Estonia	16	0
Netherlands	503	5
Lithuania	3	0
Iceland	85	0
Ireland	43	1
Luxembourg	7	0
Czech_republic	94	0
Latvia	10	0
Portugal	59	0
Poland	31	0
Liechtenstein	3	0
Hungary	13	0
Slovenia	57	0
Slovakia	10	0
Bulgaria	7	1
Malta	6	0
Cyprus	6	0
Total number of cases	22105	943

13 March

EU/EEA, and the UK	Cases	Deaths
Finland	155	0
France	2876	61
Germany	2369	5
Italy	15113	1016
United_Kingdom	590	10
Spain	3004	84
Sweden	620	1
Belgium	399	3
Croatia	25	0
Austria	361	1
Greece	133	1
Norway	621	1
Denmark	676	0
Romania	64	0
Estonia	27	0
Netherlands	614	5
Lithuania	3	0
Iceland	117	0
Ireland	70	1
Luxembourg	26	0
Czech_Republic	177	0
Latvia	16	0
Portugal	78	0
Poland	49	1
Liechtenstein	4	0
Hungary	16	0
Slovenia	96	0
Slovakia	21	0
Bulgaria	23	1
Malta	9	0
Cyprus	6	0
Total number of cases	28358	1191

Distribution of COVID-19 cases in accordance with the applied case definitions in the affected countries by country, America and Oceania, as of 13 March 2020



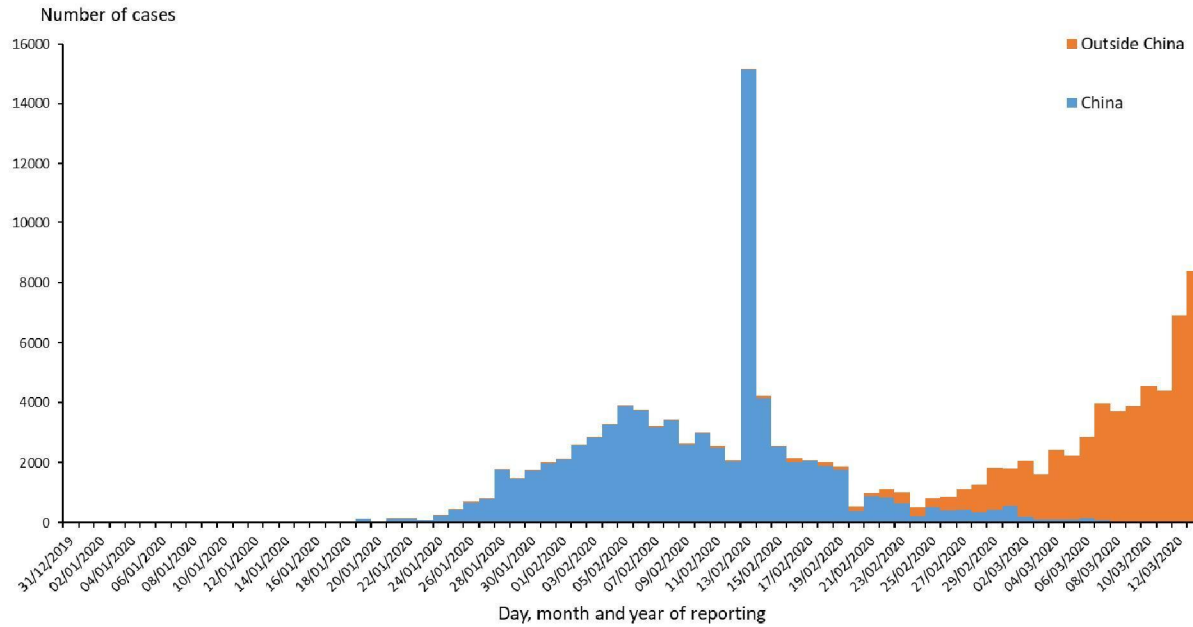
12 March

Places reporting cases	Confirmed cases	Deaths
Africa	118	1
Asia	100021	3622
Europe	22934	951
America	1618	32
United States of America	1312	30
Canada	103	0
Brazil	52	0
Chile	23	0
Costa Rica	22	0
Argentina	19	1
Ecuador	17	0
Peru	17	0
Panama	14	1
Mexico	11	0
Colombia	9	0
Paraguay	5	0
Dominican Republic	5	0
Cuba	3	0
Honduras	2	0
Jamaica	2	0
Bolivia	2	0
Oceania	131	3
Australia	126	3
New Zealand	5	0
Other	696	7
Total	125518	4616

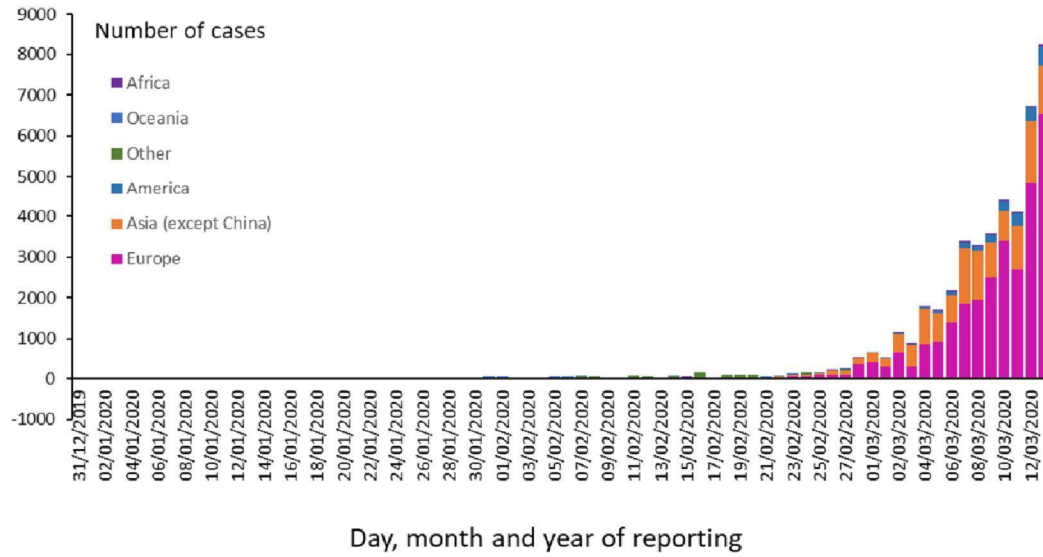
13 March

Places reporting cases	Confirmed cases	Deaths
Africa	158	4
Asia	92363	3708
Europe	29459	1201
America	2084	44
United States of America	1663	40
Canada	138	1
Brazil	77	0
Chile	33	0
Argentina	31	1
Panama	27	1
Costa Rica	23	0
Peru	22	0
Ecuador	17	0
Mexico	16	0
Colombia	9	0
Paraguay	6	0
Jamaica	6	0
Dominican Republic	5	0
Cuba	3	0
Bolivia	3	0
Honduras	2	0
Guyana	1	1
Trinidad and Tobago	1	0
Saint Vincent and the Grenadines	1	0
Oceania	161	3
Australia	156	3
New Zealand	5	0
Other	696	7
Total	124921	4967

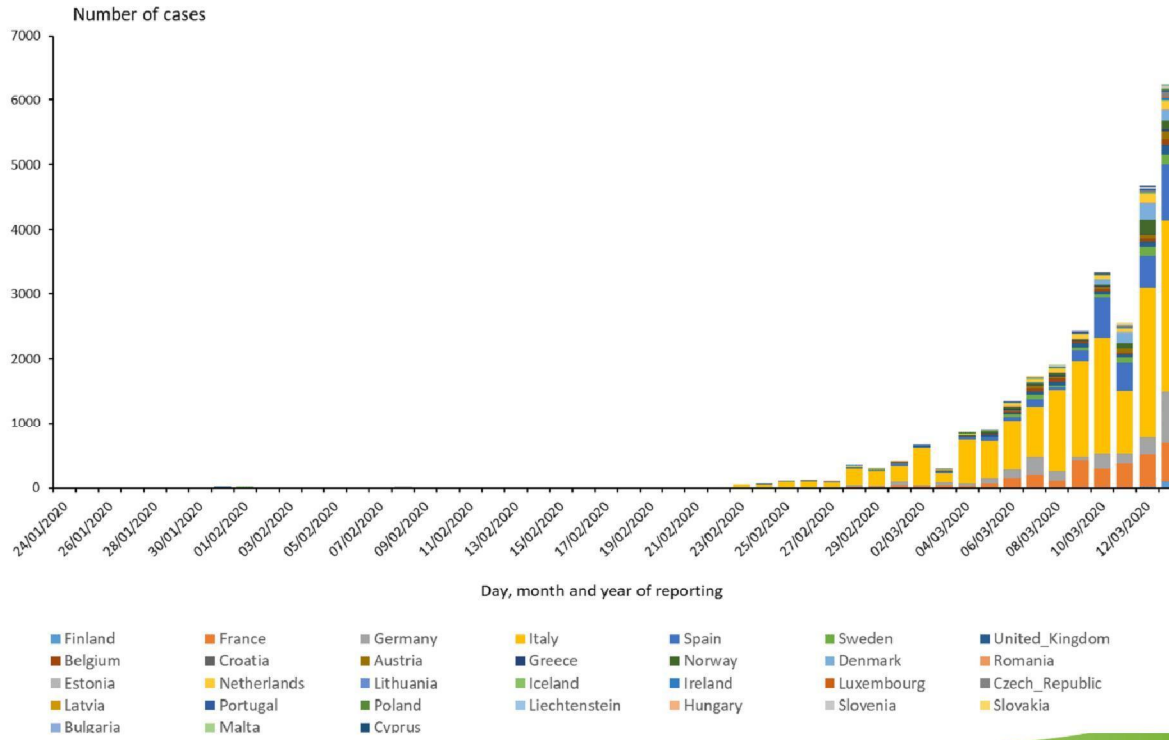
Distribution of COVID-19 cases in accordance with the applied case definitions in the affected countries, as of 13 March 2020



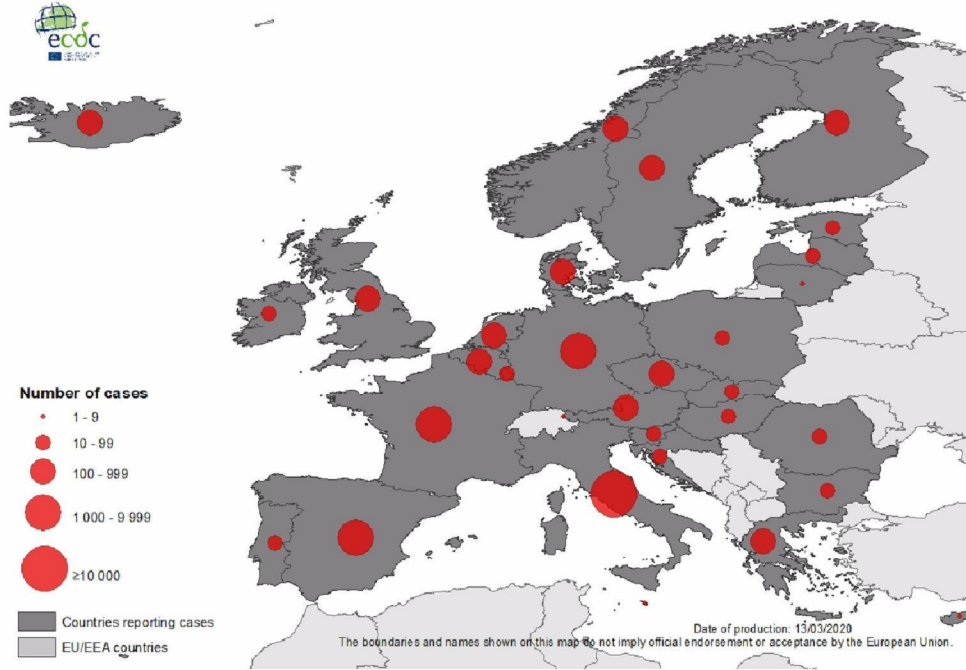
Distribution of COVID-19 cases in accordance with the applied case definitions in the affected countries by continent, outside China Mainland, as of 13 March 2020



Distribution of laboratory-confirmed cases of COVID-19 in EU/EEA and the UK, as of 13 March 2020



Geographical distribution of laboratory-confirmed cases of COVID-19 in the EU/EEA and the UK, as of 13 March 2020



Geographical distribution of COVID-19 cases in accordance with the applied case definitions in the affected countries worldwide, as of 13 March 2020

