



**Making research work  
for global development**

## **COVID-19 Dashboard: Research Project Funding**

5.1.2e

@ukcdr.org.uk

**ukcdr.org.uk**

# About UKCDR

## UK Collaborative on Development **Research**

We are a collaborative of government and research funders working in international development

### Core financially contributing members



high-level strategic coherence and collaboration to maximise research impact for international development

### Other members

- Department for Environment, Food & Rural Affairs
- Foreign and Commonwealth Office
- The Government Office for Science
- UK devolved government administrations



# COVID-19 Dashboard: Objectives

In collaboration with GloPID-R:

Develop a live database of funded research projects on COVID-19 that will help funders identify research gaps and opportunities and inform future funding calls.

Funding data will be mapped against the WHO's mid term and long term research priorities<sup>1</sup> and visualised in an interactive dashboard.

GL  PID-R



<sup>1</sup>World Health Organisation: A COORDINATED GLOBAL RESEARCH ROADMAP: 2019 NOVEL CORONAVIRUS; March 2020

# Approach


## Stakeholder engagement so far:

- Directional input via GloPID-R:
  - Serge BREYSSE, 5.1.2e, Richard VAUX (GloPID-R Secretariat)
  - Geneviève Boily-Larouche (CIHR/IRSC)
- UK Funders represented on Epidemics Funder Group convened by UKCDR:
  - DFID, DHSC, Wellcome, UKRI (MRC, BBSRC, ESRC, EPSRC, NERC), AMS, PHE



# Approach

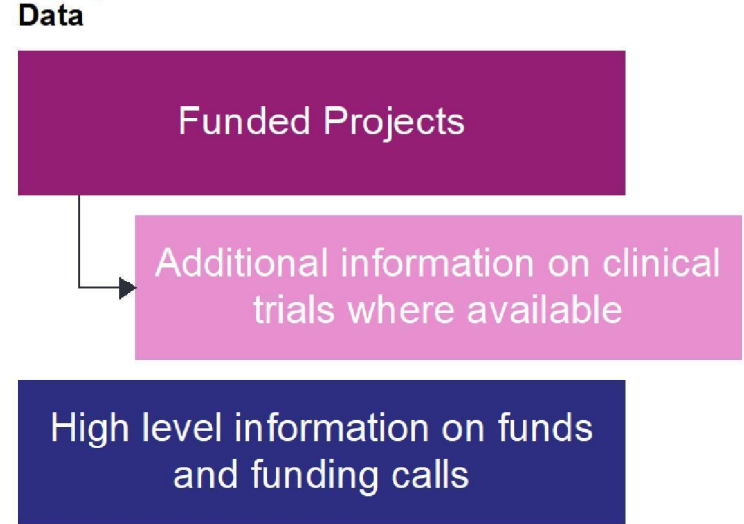
## Planned data collection and validation approach:

- 
1. UKCDR captures data already in public domain
  2. Priority data fields communicated to funders by GloPID-R
  3. Funders incorporate these into ongoing data capture on funded projects where possible
  4. Funders provide data to UKCDR in the format they prefer
  5. UKCDR extracts relevant data into dashboard and categorises data where required
  6. UKCDR validates categorisations with GloPID-R team
  7. UKCDR validates data entry with individual funders as agreed

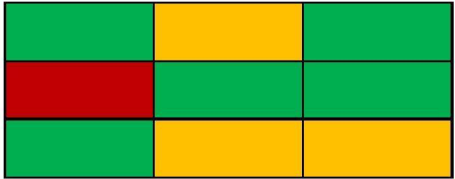


# Approach

## Proposed Database Structure



## Dashboards, e.g.



'Heatmap' vs. WHO research priorities



Mapping of study/trial locations





# Key Fields – Research Projects (1/2)

Data captured	Description / comments	Priority
Project Title	Title as per funding application	High
Funder Project ID/Reference Number	Any reference number assigned by the funder – to allow linking the entry to relevant entries in funder databases	High
Amount awarded	In the currency the award was made. UKCDR will convert as required.	High
For UK Funders: ODA Funding?	Indicates whether Official Development Assistance funding was awarded	High
Countries where studies/trials are being conducted	To evaluate which populations are being studied, and to identify potential capacity issues	High
Start Date plus End Date or Duration	As per funding application	High
Primary WHO Research Priority Area	World Health Organisation: A COORDINATED GLOBAL RESEARCH ROADMAP: 2019 NOVEL CORONAVIRUS; March 2020  UKCDR will classify projects against this framework, unless the funder has already assigned a category	High
Secondary WHO Research Priority Area(s)		High
WHO Immediate Research Actions		Low?
Research type	E.g. Discovery, clinical trial  UKCDR will classify projects, unless the funder has already assigned a category	High
Research Pathway / Research Continuum	Against : <a href="https://hrcsonline.net/research-activities/">https://hrcsonline.net/research-activities/</a> UKCDR will classify projects, unless the funder has already assigned a category	High

## Key Fields – Research Projects (2/2)

Data captured	Description / comments	Priority
Key milestones	Key milestones as per funding application	Low
Lead Institution name & GRID identifier	UKCDR will enter GRID identifier, unless this is already part of the funder data	High
Principal Investigator name & ORCID number	UKCDR will enter ORCID identifier, unless this is already part of the funder data	High
Collaborators	As per funding application	Low
Local Implementing Partner(s)	Institution name and location. This is to help identify where research capacity may be a bottleneck	High
How will data be made available to researchers or funders?	E.g. in a publicly available database	Low
Key Funder Contact	Name and contact information, in case other funders have additional questions	Low
Abstract	As per funding application	High





# Platform

UKCDR is currently evaluating short-and medium term solutions to hosting the dashboard. These may include:

- A password-protected area on the UKCDR website with a simple downloadable database (short-term)
- A Tableau-based interactive dashboard on a dedicated site, public facing (medium-term)

Making the data available to the public and the wider research community is a key objective

UKCDR will also evaluate opportunities to feed data into existing resources used by the community, e.g. PubMed's Grant Finder.



# High-level timeline

- Working version of database available online to GloPID-R members on Monday 30 March
- Ongoing data entry, with basic data from Canada, France, European Commission, Japan and Australia already entered (awaiting validation)
- Further work on database and dashboard functionality throughout at least April (timeline TBC)



## Next steps for GloPID-R members (for discussion)

- Data on newly funded projects
- Provide information on funding calls



**Please contact GloPID-R Secretariat**





**Making research work  
for global development**

## Get in touch

**t:** +44 (0)20 7611 8327

**t:** @UKCDR

**e:** info@ukcdr.org.uk

5.1.2e

[@ukcdr.org.uk](mailto:info@ukcdr.org.uk)

**ukcdr.org.uk**