



# SARS-CoV-2 (COVID-19) –2020

Stockholm, 07 March 2020

**Distribution of COVID-19 cases in accordance with the applied case definitions in the affected countries by country, Africa, as of 07 March 2020**



Places reporting cases	Confirmed cases	Deaths
<b>Africa</b>	<b>43</b>	<b>0</b>
Algeria	17	0
Egypt	15	0
Senegal	4	0
Morocco	2	0
Cameroon	1	0
South Africa	1	0
Nigeria	1	0
Togo	1	0
Tunisia	1	0
<b>Asia</b>	<b>93337</b>	<b>3251</b>
<b>Europe</b>	<b>6821</b>	<b>215</b>
<b>America</b>	<b>438</b>	<b>14</b>
<b>Oceania</b>	<b>68</b>	<b>2</b>
<b>Other</b>	<b>705</b>	<b>6</b>
<b>Total</b>	<b>101412</b>	<b>3488</b>

## Distribution of COVID-19 cases in accordance with the applied case definitions in the affected countries by country, Asia, as of 07 March 2020



Places reporting cases	Confirmed cases	Deaths
<b>Africa</b>	<b>43</b>	<b>0</b>
<b>Asia</b>	<b>93337</b>	<b>3251</b>
China	80768	3072
South Korea	6767	44
Iran	4747	124
Japan	408	6
Singapore	130	0
Malaysia	83	0
Kuwait	58	0
Bahrain	56	0
Thailand	50	1
Taiwan	45	1
Iraq	38	2
India	31	0
United Arab Emirates	29	0
Lebanon	22	0
Israel	19	0
Vietnam	17	0
Palestine	16	0
Oman	16	0
Qatar	11	0
Pakistan	6	0
Saudi Arabia	5	0
Philippines	5	1
Indonesia	4	0
Afghanistan	1	0
Bhutan	1	0
Sri Lanka	1	0
Nepal	1	0
Cambodia	1	0
Jordan	1	0
<b>Europe</b>	<b>6821</b>	<b>215</b>
<b>America</b>	<b>438</b>	<b>14</b>
<b>Oceania</b>	<b>68</b>	<b>2</b>
<b>Other</b>	<b>705</b>	<b>6</b>
Cases on an international conveyance Japan	705	6
<b>Total</b>	<b>101412</b>	<b>3488</b>

## Distribution of COVID-19 cases in accordance with the applied case definitions in the affected countries by country, Europe, as of 07 March 2020



Places reporting cases	Confirmed cases	Deaths
Africa	43	0
Asia	9337	3251
Europe	6821	215
Italy	3916	197
Germany	684	0
France	613	9
Spain	374	5
Switzerland	209	1
United Kingdom	163	1
Sweden	137	0
Netherlands	128	1
Norway	113	0
Belgium	109	0
Austria	74	0
Greece	45	0
Iceland	43	0
San Marino	23	1
Denmark	23	0
Czech Republic	19	0
Finland	19	0
Ireland	18	0
Portugal	13	0
Croatia	11	0
Estonia	10	0
Russia	10	0
Slovenia	9	0
Georgia	9	0
Azerbaijan	9	0
Romania	7	0
Belarus	6	0
Poland	5	0
Hungary	4	0
Luxembourg	3	0
North Macedonia	3	0
Bosnia and Herzegovina	2	0
Lithuania	1	0
Monaco	1	0
Liechtenstein	1	0
Slovakia	1	0
Andorra	1	0
Serbia	1	0
Latvia	1	0
HOLY SEE VATICAN CITY STATE	1	0
Armenia	1	0
Ukraine	1	0
America	438	14
Oceania	68	2
Other	705	6
<b>Total</b>	<b>101412</b>	<b>3488</b>

## Distribution of laboratory-confirmed cases of COVID-19 by country in EU/EEA, and the UK as of 07 March 2020



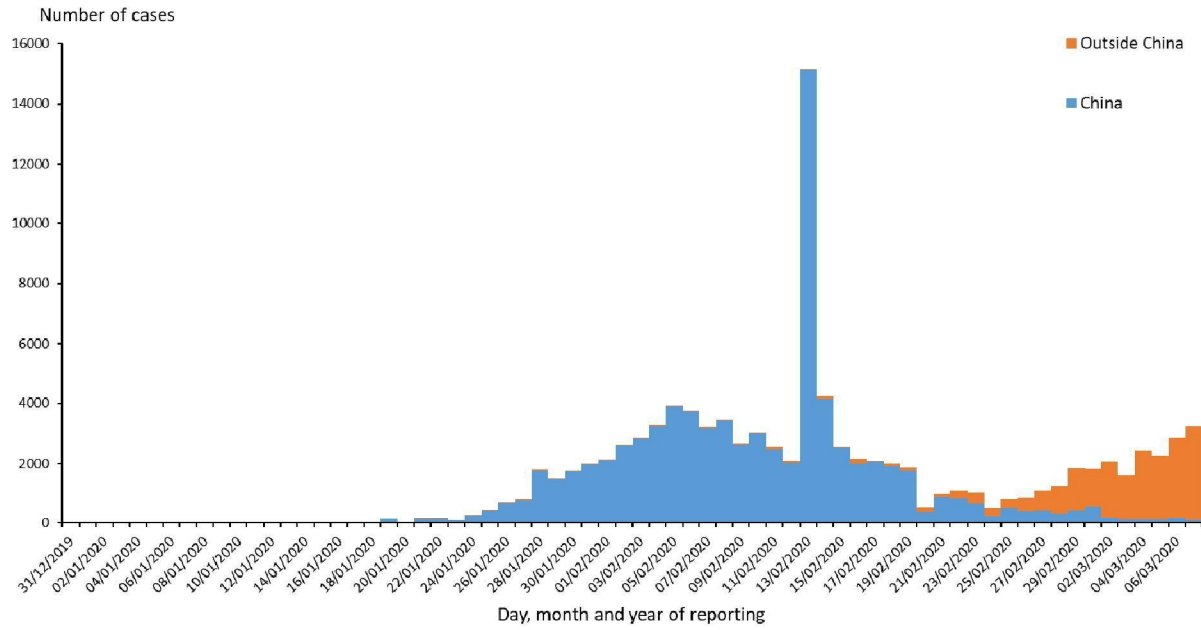
EU/EEA, and the UK	Cases	Deaths
Finland	19	0
France	613	9
Germany	684	0
Italy	3916	197
United_Kingdom	163	1
Spain	374	5
Sweden	137	0
Belgium	109	0
Croatia	11	0
Austria	74	0
Greece	45	0
Norway	113	0
Denmark	23	0
Romania	7	0
Estonia	10	0
Netherlands	128	1
Lithuania	1	0
Iceland	43	0
Ireland	18	0
Luxembourg	3	0
Czech_Republic	19	0
Latvia	1	0
Portugal	13	0
Poland	5	0
Liechtenstein	1	0
Hungary	4	0
Slovenia	9	0
Slovakia	1	0
<b>Total number of cases</b>	<b>6544</b>	<b>213</b>

## Distribution of COVID-19 cases in accordance with the applied case definitions in the affected countries by country, America and Oceania, as of 07 March 2020

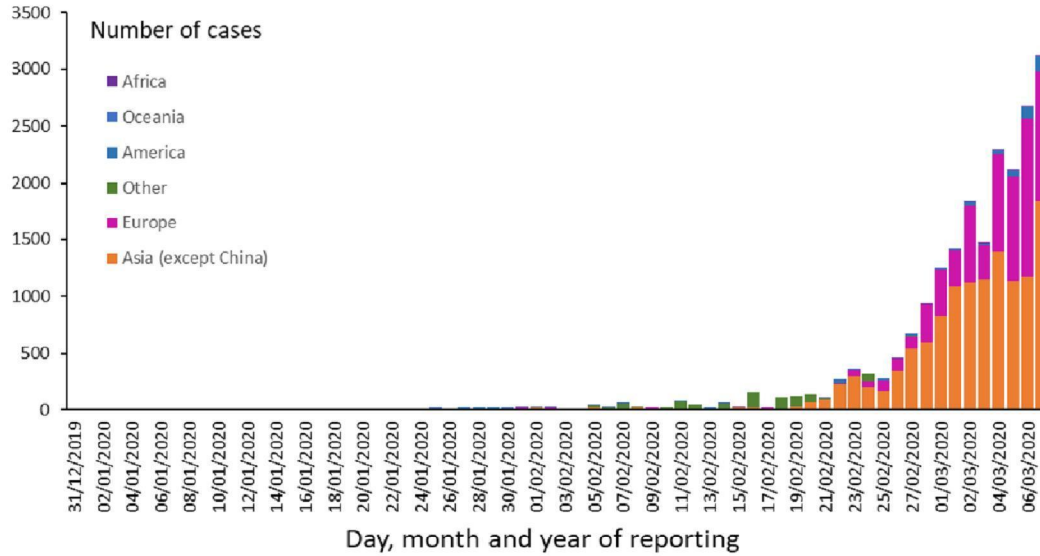


Places reporting cases	Confirmed cases	Deaths
Africa	43	0
Asia	93337	3251
Europe	6821	215
<b>America</b>	<b>438</b>	<b>14</b>
United States of America	338	14
Canada	51	0
Brazil	13	0
Ecuador	13	0
Argentina	8	0
Mexico	5	0
Chile	5	0
Dominican Republic	2	0
Costa Rica	1	0
Peru	1	0
Colombia	1	0
<b>Oceania</b>	<b>68</b>	<b>2</b>
Australia	63	2
New Zealand	5	0
<b>Other</b>	<b>705</b>	<b>6</b>
<b>Total</b>	<b>101412</b>	<b>3488</b>

### Distribution of COVID-19 cases in accordance with the applied case definitions in the affected countries, as of 07 March 2020

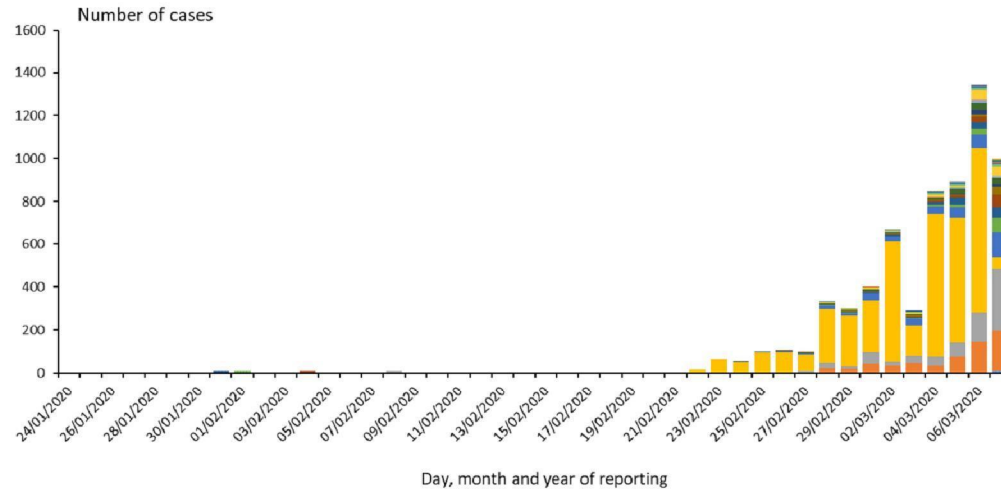


**Distribution of COVID-19 cases in accordance with the applied case definitions in the affected countries by continent, outside China Mainland, as of 07 March 2020**



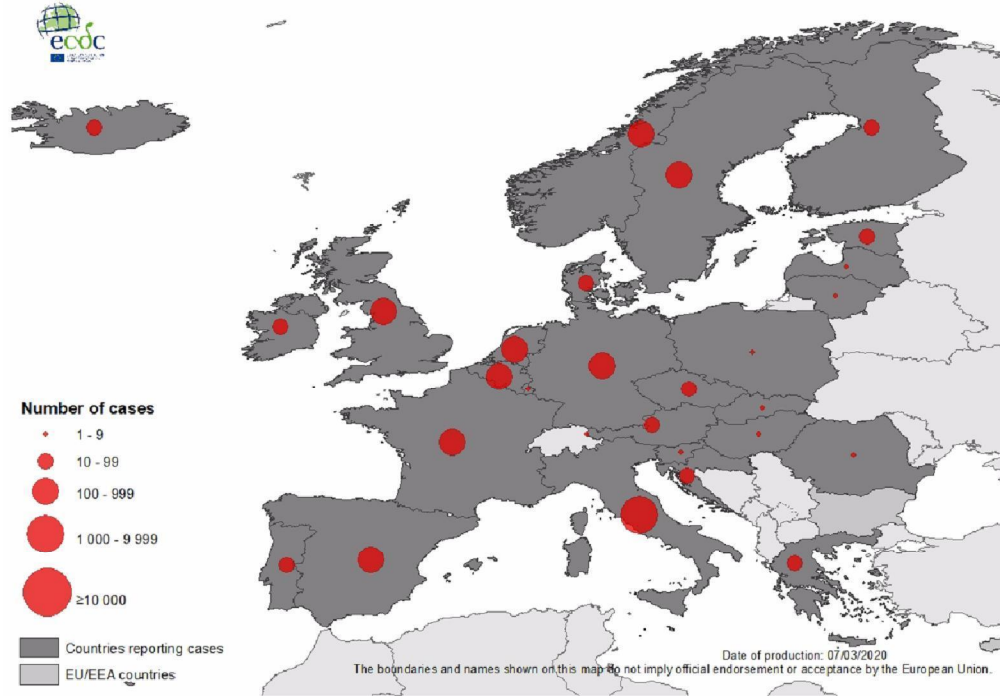


### Distribution of laboratory-confirmed cases of COVID-19 in EU/EEA and the UK, as of 07 March 2020



- Finland
- Sweden
- Greece
- Netherlands
- Czech\_Republic
- Hungary
- France
- United\_Kingdom
- Norway
- Lithuania
- Latvia
- Slovenia
- Germany
- Belgium
- Denmark
- Iceland
- Portugal
- Slovakia
- Italy
- Croatia
- Romania
- Ireland
- Poland
- Spain
- Austria
- Estonia
- Luxembourg
- Liechtenstein

# Geographical distribution of laboratory-confirmed cases of COVID-19 in the EU/EEA and the UK, as of 07 March 2020



### Geographical distribution of COVID-19 cases in accordance with the applied case definitions in the affected countries worldwide, as of 07 March 2020

