



Viral collection methods for PCR testing of COVID-19 have traditionally used a swab or saliva technique. Nasopharyngeal swabs are typically considered the gold standard for sensitivity however the inherent drawbacks of improper specimen collection and the invasive nature of the swab negatively impact the patient experience and validity of testing. The use of a shallow nasal swab or saliva collection techniques is significantly less invasive however is not as effective at gathering a valid specimen.

Community Care Partners and SV Diagnostic Lab (CLIA# [REDACTED] COLA# [REDACTED]) want to introduce your laboratory to a superior viral collection device that is easier to use and less invasive than traditional testing.

The QuikSal Oral Rinse Specimen Collection Device is designed to replace nasal swabs and saliva collection devices for use in COVID-19 testing. This collection device is a 2ml oral rinse that is swished for 60 seconds and returned to its container.

QuikSal Oral Rinse




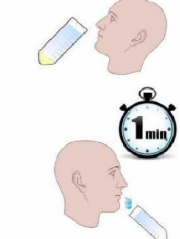

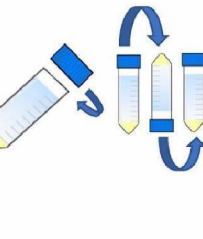

- Non-invasive and can be self administered
- Produces 7x more viral specimen
- Reduced non-infectious positives
- ThermoFisher EUA platform testing
- Optimized for specimen pooling

Revolution Dx

- 15 years of genetic testing experience
- Manage over 150 laboratories
- 70 scientists and consultants on staff
- Member of CMS advisory panel
- Clinical Validation partner for ThermoFisher

We can perform this test for you in our laboratory in Dayton, Ohio or we can validate your laboratory to use this methodology in less than 72 hours. If you would like more information, please reach out to Community Care at [REDACTED] or [REDACTED]@communityhcps.com

COVID - 19 Oral Rinse Instructions

Step 1	Step 2	Step 3	Step 4	Step 5	Step 6	Step 8
 <p>Nb Food Nb Drink Nb Medication</p> <p>15 min</p>	 <p>Names: _____ DOB: _____ Date/Time of Collection: _____</p>		 <p>1 min</p>	 <p>OR</p> <p>TEAR-HEAT</p> <p>DO NOT PUT STABILIZATION SOLUTION IN MOUTH</p>		 <p>BIOHAZARD</p>
<p>Patient should have nothing by mouth 15 minutes prior to collecting sample.</p>	<p>Write the patient's full name, date of birth, and date/time of collection on both labels (top and side) on tube. Please top label with patient info onto the test order form.</p>	<p>Remove the tube cap from the collection tube and hand to patient.</p>	<p>Instruct patient to dispense the oral rinse fluid from the collection tube into mouth. Return tube to collector. DO NOT swallow contents. Instruct the patient to swish the contents around vigorously for a full minute. After 1 minute have patient spit the entire contents into collection tube.</p>	<p>Add the stabilization solution from the syringe (Note: remove cap from syringe first) or tear-away pouch directly into the collection tube <i>after</i> patient has spit in tube.</p>	<p>Carefully place the cap securely on the tube. Close tightly to prevent leaking. Invert tube 2-3 times to fully mix stabilization solution with oral rinse from patient.</p>	<p>Place collection tube into bio-hazard zip-closure bag and seal completely. Place the folded test order form in the front pouch of the bio-hazard bag.</p>

FAQ:

1. Patient should not take anything in the mouth 15 minutes prior to sample collection. This includes food, gum, any tobacco products, fluids and medications. If the patient has consumed anything by mouth, you must wait 15 minutes after consumption before performing the test.
2. If the patient accidentally swallows the oral rinse, instruct them to spit out the contents and start over. Swallowing the oral rinse does not cause harm, it is completely food grade.
3. The stabilization solutions in step 5 may come in the form of a syringe or a tear-away package. Do **NOT** put stabilization solution in mouth.
4. Testing kits should be stored in cool and dry place at 35 - 86 F degrees.

Thank you for purchasing the COVID-19 Oral Rinse kit from Community Care. We are here to answer any of your questions, please contact us at Community Care Client Services.

12@elementhpc.com

5.1.2e