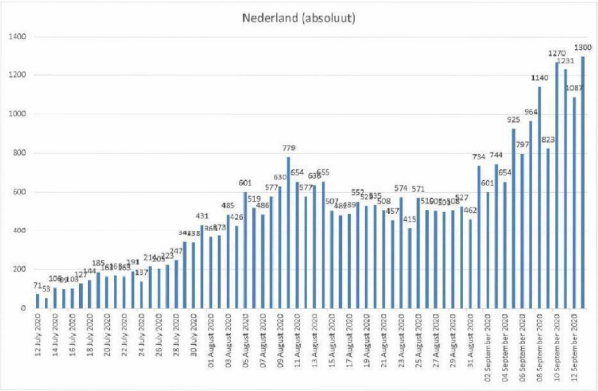
Nederland (absoluut)

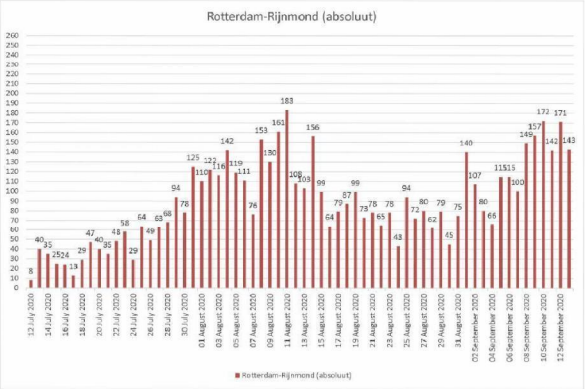
Rotterdam-Rijnmond (absoluut)
Rotterdam-Rijnmond (absoluut)

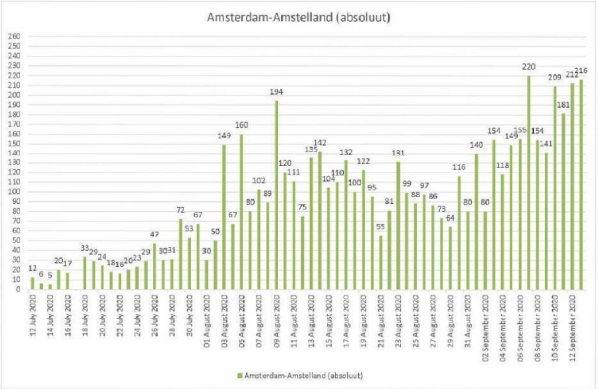
Amsterdam-Amstelland (absoluut)
Amsterdam-Amstelland (absoluut)

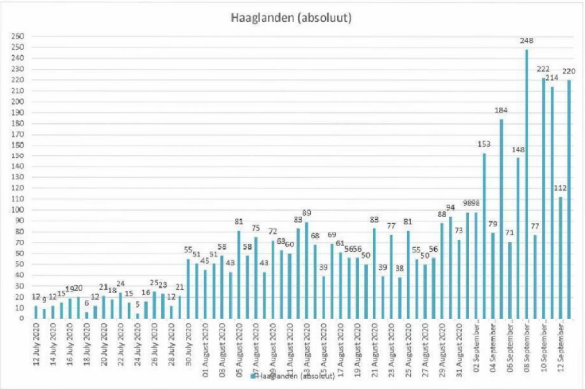
Haaglanden (absoluut)
Haaglanden (absoluut)

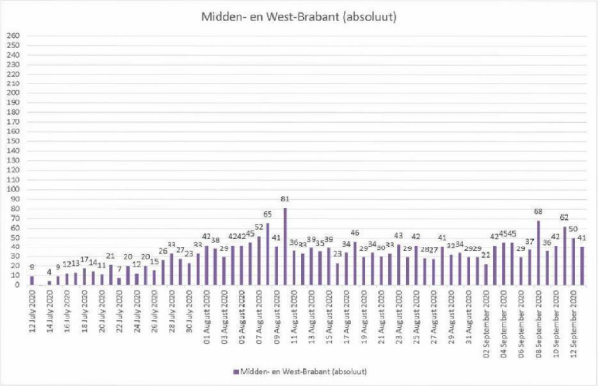
Midden- en West-Brabant (absoluut)
Midden- en West-Brabant (absoluut)

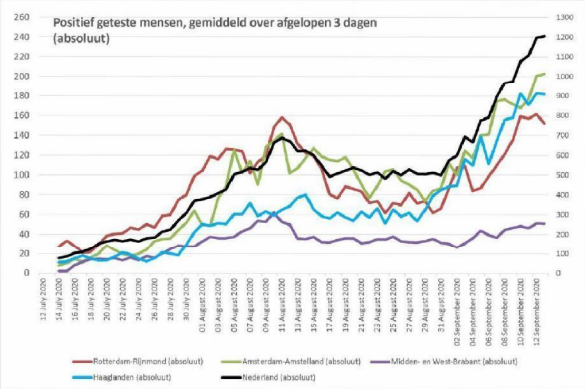
Positief geteste mensen, gemiddeld over afgelopen 3 dagen (absoluut)
Rotterdam-Rijnmond (absoluut)
Amsterdam-Amstelland (absoluut)
Midden- en West-Brabant (absoluut)
Haaglanden (absoluut)
Nederland (absoluut)

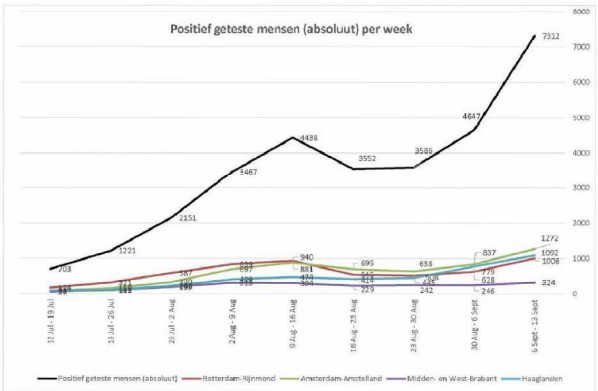
Positief geteste mensen (absoluut) per week
Positief geteste mensen (absoluut)
Rotterdam-Rijnmond
Amsterdam-Amstelland
Midden- en West-Brabant
Haaglanden

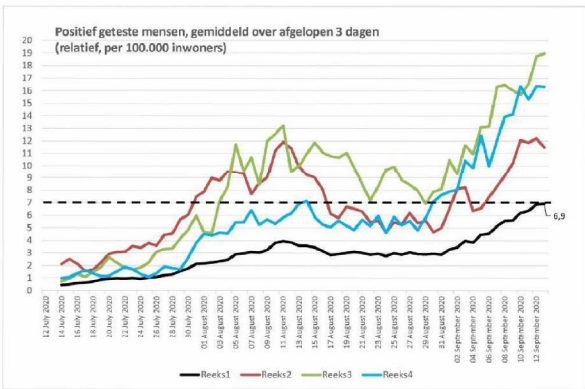
Positief geteste mensen, gemiddeld over afgelopen 3 dagen (relatief, per 100.000 inwoners)
Reeks1
Reeks2
Reeks3
Reeks4

Dagcijfers

gegevens_tm	Nederland (ab	Rotterdam-Rij	Amsterdam-A	Midden- en W	Haaglanden (absoluut)
13 September 2020	1300	143	216	41	220
12 September 2020	1087	171	212	50	112
11 September 2020	1231	142	181	62	214
10 September 2020	1270	172	209	42	222
09 September 2020	823	157	141	36	77
08 September 2020	1140	149	154	68	248
07 September 2020	964	100	220	37	148
06 September 2020	797	115	155	29	71
05 September 2020	925	115	149	45	184
04 September 2020	654	66	118	45	79
03 September 2020	744	80	154	42	153
02 September 2020	601	107	80	22	98
01 September 2020	734	140	140	29	98
31 August 2020	462	75	80	29	73
30 August 2020	527	45	116	34	94
29 August 2020	508	79	64	32	88
28 August 2020	501	62	73	41	56
27 August 2020	507	80	86	27	50
26 August 2020	510	72	97	28	55
25 August 2020	571	94	88	42	81
24 August 2020	415	43	99	29	38
23 August 2020	574	78	131	43	77
22 August 2020	457	65	81	33	39
21 August 2020	508	78	55	30	83
20 August 2020	535	73	95	34	50
19 August 2020	529	99	122	29	56
18 August 2020	552	87	100	46	56
17 August 2020	489	79	132	34	61
16 August 2020	482	64	110	23	69
15 August 2020	507	99	104	39	39
14 August 2020	655	156	142	35	68
13 August 2020	636	103	135	39	89
12 August 2020	577	108	75	33	83
11 August 2020	654	183	111	36	60
10 August 2020	779	161	120	81	63
09 August 2020	630	130	194	41	72
08 August 2020	577	153	89	65	43
07 August 2020	486	76	102	52	75
06 August 2020	519	111	80	45	58
05 August 2020	601	119	160	42	81
04 August 2020	426	142	67	42	43
03 August 2020	485	116	149	29	58
02 August 2020	373	122	50	38	51
01 August 2020	365	110	30	42	45
31 July 2020	431	125	67	33	51
30 July 2020	338	78	53	23	55
29 July 2020	342	94	72	27	21
28 July 2020	247	68	31	33	12
27 July 2020	223	63	30	26	23
26 July 2020	205	49	47	15	25
25 July 2020	214	64	29	20	16
24 July 2020	137	29	23	12	5
23 July 2020	191	58	20	20	15
22 July 2020	163	48	16	7	24
21 July 2020	168	35	18	21	18
20 July 2020	163	40	24	11	21
19 July 2020	185	47	29	14	12
18 July 2020	144	29	33	17	6
17 July 2020	127	13	-2	13	20
16 July 2020	103	24	17	12	19
15 July 2020	99	25	20	9	15
14 July 2020	106	35	5	4	12
13 July 2020	53	40	6	-7	9
12 July 2020	71	8	12	9	12

Gemiddelde over afgelopen drie dagen

	Nederland (ab	Rotterdam-Rijn	Amsterdam-Am	Midden- en W	Haaglanden (absoluut)
13 September 2020	1206,0	152,0	203,0	51,0	182,0
12 September 2020	1196,0	161,7	200,7	51,3	182,7
11 September 2020	1108,0	157,0	177,0	46,7	171,0
10 September 2020	1077,7	159,3	168,0	48,7	182,3
09 September 2020	975,7	135,3	171,7	47,0	157,7
08 September 2020	967,0	121,3	176,3	44,7	155,7
07 September 2020	895,3	110,0	174,7	37,0	134,3
06 September 2020	792,0	98,7	140,7	39,7	111,3
05 September 2020	774,3	87,0	140,3	44,0	138,7
04 September 2020	666,3	84,3	117,3	36,3	110,0
03 September 2020	693,0	109,0	124,7	31,0	116,3
02 September 2020	599,0	107,3	100,0	26,7	89,7
01 September 2020	574,3	86,7	112,0	30,7	88,3
31 August 2020	499,0	66,3	86,7	31,7	85,0
30 August 2020	512,0	62,0	84,3	35,7	79,3
29 August 2020	505,3	73,7	74,3	33,3	64,7
28 August 2020	506,0	71,3	85,3	32,0	53,7
27 August 2020	529,3	82,0	90,3	32,3	62,0
26 August 2020	498,7	69,7	94,7	33,0	58,0
25 August 2020	520,0	71,7	106,0	38,0	65,3
24 August 2020	482,0	62,0	103,7	35,0	51,3
23 August 2020	513,0	73,7	89,0	35,3	66,3
22 August 2020	500,0	72,0	77,0	32,3	57,3
21 August 2020	524,0	83,3	90,7	31,0	63,0
20 August 2020	538,7	86,3	105,7	36,3	54,0
19 August 2020	523,3	88,3	118,0	36,3	57,7
18 August 2020	507,7	76,7	114,0	34,3	62,0
17 August 2020	492,7	80,7	115,3	32,0	56,3
16 August 2020	548,0	106,3	118,7	32,3	58,7
15 August 2020	599,3	119,3	127,0	37,7	65,3
14 August 2020	622,7	122,3	117,3	35,7	80,0
13 August 2020	622,3	131,3	107,0	36,0	77,3
12 August 2020	670,0	150,7	102,0	50,0	68,7
11 August 2020	687,7	158,0	141,7	52,7	65,0
10 August 2020	662,0	148,0	134,3	62,3	59,3
09 August 2020	564,3	119,7	128,3	52,7	63,3
08 August 2020	527,3	113,3	90,3	54,0	58,7
07 August 2020	535,3	102,0	114,0	46,3	71,3
06 August 2020	515,3	124,0	102,3	43,0	60,7
05 August 2020	504,0	125,7	125,3	37,7	60,7
04 August 2020	428,0	126,7	88,7	36,3	50,7
03 August 2020	407,7	116,0	76,3	36,3	51,3
02 August 2020	389,7	119,0	49,0	37,7	49,0
01 August 2020	378,0	104,3	50,0	32,7	50,3
31 July 2020	370,3	99,0	64,0	27,7	42,3
30 July 2020	309,0	80,0	52,0	27,7	29,3
29 July 2020	270,7	75,0	44,3	28,7	18,7
28 July 2020	225,0	60,0	36,0	24,7	20,0
27 July 2020	214,0	58,7	35,3	20,3	21,3
26 July 2020	185,3	47,3	33,0	15,7	15,3
25 July 2020	180,7	50,3	24,0	17,3	12,0
24 July 2020	163,7	45,0	19,7	13,0	14,7
23 July 2020	174,0	47,0	18,0	16,0	19,0
22 July 2020	164,7	41,0	19,3	13,0	21,0
21 July 2020	172,0	40,7	23,7	15,3	17,0
20 July 2020	164,0	38,7	28,7	14,0	13,0
19 July 2020	152,0	29,7	20,0	14,7	12,7
18 July 2020	124,7	22,0	16,0	14,0	15,0
17 July 2020	109,7	20,7	11,7	11,3	18,0
16 July 2020	102,7	28,0	14,0	8,3	15,3
15 July 2020	86,0	33,3	10,3	2,0	12,0
14 July 2020	76,7	27,7	7,7	2,0	11,0
13 July 2020					
12 July 2020					

	174,08573	13,23816	10,70603	11,16334
	Nederland (re	Rotterdam-Ri	Amsterdam-A	Haaglanden (rel.)
13 September 2020	6,93	11,5	19,0	16,3
12 September 2020	6,87	12,2	18,7	16,4
11 September 2020	6,4	11,9	16,5	15,3
10 September 2020	6,2	12,0	15,7	16,3
09 September 2020	5,6	10,2	16,0	14,1
08 September 2020	5,6	9,2	16,5	13,9
07 September 2020	5,1	8,3	16,3	12,0
06 September 2020	4,5	7,5	13,1	10,0
05 September 2020	4,4	6,6	13,1	12,4
04 September 2020	3,8	6,4	11,0	9,9
03 September 2020	4,0	8,2	11,6	10,4
02 September 2020	3,4	8,1	9,3	8,0
01 September 2020	3,3	6,5	10,5	7,9
31 August 2020	2,9	5,0	8,1	7,6
30 August 2020	2,9	4,7	7,9	7,1
29 August 2020	2,9	5,6	6,9	5,8
28 August 2020	2,9	5,4	8,0	4,8
27 August 2020	3,0	6,2	8,4	5,6
26 August 2020	2,9	5,3	8,8	5,2
25 August 2020	3,0	5,4	9,9	5,9
24 August 2020	2,8	4,7	9,7	4,6
23 August 2020	2,9	5,6	8,3	5,9
22 August 2020	2,9	5,4	7,2	5,1
21 August 2020	3,0	6,3	8,5	5,6
20 August 2020	3,1	6,5	9,9	4,8
19 August 2020	3,0	6,7	11,0	5,2
18 August 2020	2,9	5,8	10,6	5,6
17 August 2020	2,8	6,1	10,8	5,0
16 August 2020	3,1	8,0	11,1	5,3
15 August 2020	3,4	9,0	11,9	5,9
14 August 2020	3,6	9,2	11,0	7,2
13 August 2020	3,6	9,9	10,0	6,9
12 August 2020	3,8	11,4	9,5	6,2
11 August 2020	4,0	11,9	13,2	5,8
10 August 2020	3,8	11,2	12,5	5,3
09 August 2020	3,2	9,0	12,0	5,7
08 August 2020	3,0	8,6	8,4	5,3
07 August 2020	3,1	7,7	10,6	6,4
06 August 2020	3,0	9,4	9,6	5,4
05 August 2020	2,9	9,5	11,7	5,4
04 August 2020	2,5	9,6	8,3	4,5
03 August 2020	2,3	8,8	7,1	4,6
02 August 2020	2,2	9,0	4,6	4,4
01 August 2020	2,2	7,9	4,7	4,5
31 July 2020	2,1	7,5	6,0	3,8
30 July 2020	1,8	6,0	4,9	2,6
29 July 2020	1,6	5,7	4,1	1,7
28 July 2020	1,3	4,5	3,4	1,8
27 July 2020	1,2	4,4	3,3	1,9
26 July 2020	1,1	3,6	3,1	1,4
25 July 2020	1,0	3,8	2,2	1,1
24 July 2020	0,9	3,4	1,8	1,3
23 July 2020	1,0	3,6	1,7	1,7
22 July 2020	0,9	3,1	1,8	1,9
21 July 2020	1,0	3,1	2,2	1,5
20 July 2020	0,9	2,9	2,7	1,2
19 July 2020	0,9	2,2	1,9	1,1
18 July 2020	0,7	1,7	1,5	1,3
17 July 2020	0,6	1,6	1,1	1,6
16 July 2020	0,6	2,1	1,3	1,4
15 July 2020	0,5	2,5	1,0	1,1
14 July 2020	0,4	2,1	0,7	1,0
13 July 2020				
12 July 2020				

Week	Positief getest	Rotterdam-Rij	Amsterdam-A	Midden- en W	Haaglanden
6 Sept - 13 Sept	7312	1006	1272	324	1092
30 Aug - 6 Sept	4647	628	837	246	779
23 Aug - 30 Aug	3586	508	638	242	445
16 Aug - 23 Aug	3552	545	695	229	414
9 Aug - 16 Aug	4438	940	881	304	474
2 Aug - 9 Aug	3467	839	697	313	409
26 Jul - 2 Aug	2151	587	330	199	232
19 Jul - 26 Jul	1221	321	159	105	111
12 Jul - 19 Jul	703	174	91	57	93