

# Mitigating the spread of COVID-19 in Los Angeles County, California

June 3, 2020

Dr.

5.1.2e

Acute Communicable Disease  
Control Program  
Los Angeles County Department of  
Public Health



COUNTY OF LOS ANGELES  
**Public Health**

## Los Angeles County is large & complex




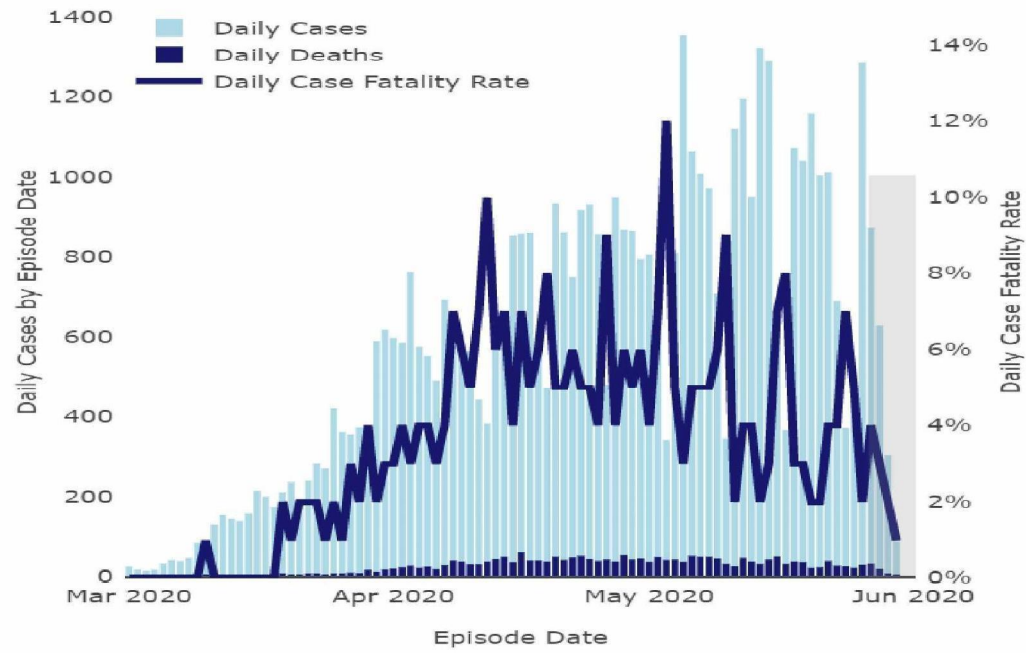
COUNTY OF LOS ANGELES  
**Public Health**

- 10 million people
- 88 separate incorporated cities in County
- 4,752 miles<sup>2</sup>
- 92 acute care hospitals
- 315 nursing homes with ~38,000 residents
- 58,000 people experiencing homelessness
- Largest County jail in US (15,000 inmates)

1. <https://www.smgov.net/Departments/CCS/content.aspx?id=53687097577>

2. [http://parks.ca.gov/?page\\_id=627](http://parks.ca.gov/?page_id=627)





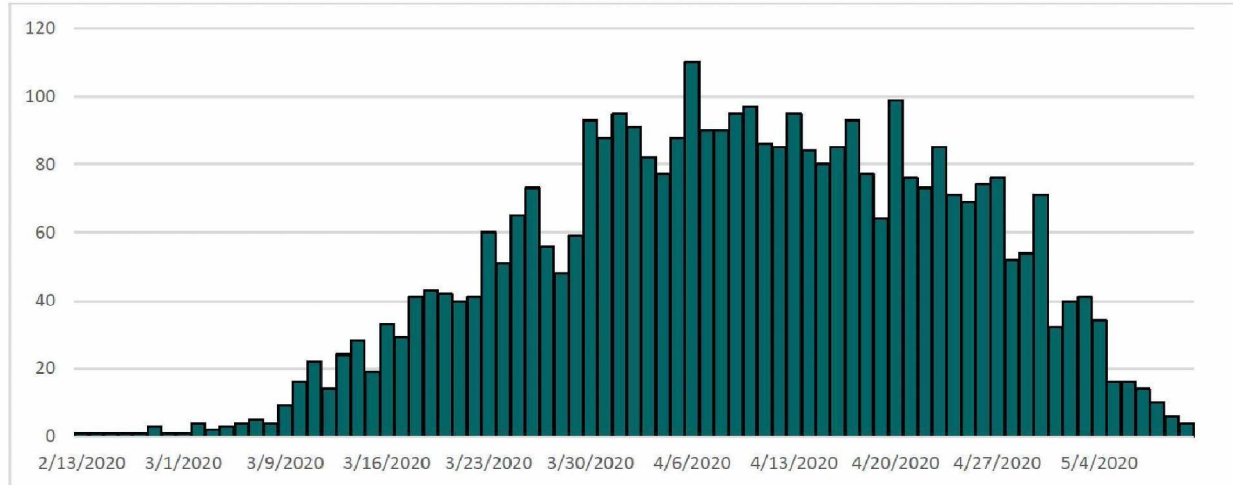
[http://dashboard.publichealth.lacounty.gov/covid19\\_surveillance\\_dashboard/](http://dashboard.publichealth.lacounty.gov/covid19_surveillance_dashboard/)

# Healthcare workers testing positive for COVID-19



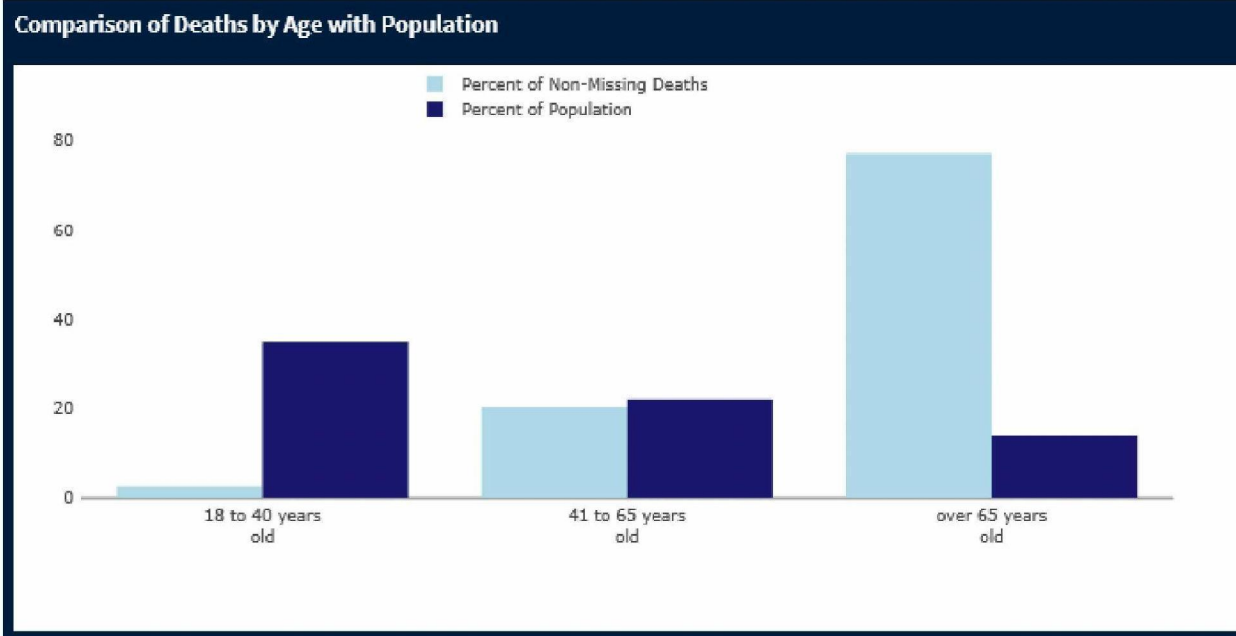
COUNTY OF LOS ANGELES  
Public Health

**Figure 1. Reported Date of Symptom Onset for COVID-19 Positive Healthcare Worker Cases<sup>1,2</sup>**



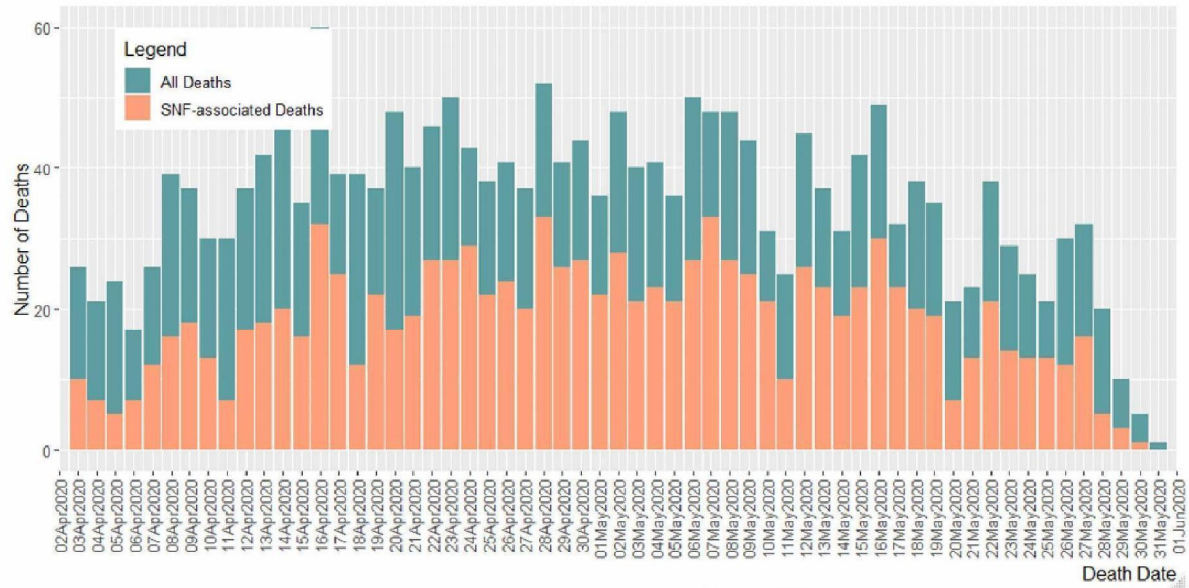
<sup>1</sup> Data provisional and subject to change; cumulative until 5/14/20.  
<sup>2</sup> Due to delay in reporting and interviewing, late April and May cases are likely still to be added.

# Deaths by age in LA County



1. [http://dashboard.publichealth.lacounty.gov/covid19\\_surveillance\\_dashboard/](http://dashboard.publichealth.lacounty.gov/covid19_surveillance_dashboard/)

**Figure 5. Individual Total and Skilled Nursing Facility-Associated COVID-19 Laboratory Confirmed Case Deaths by Date of Death<sup>1,2,3,4</sup>**



## COVID-19 has been a killer in nursing homes



- **Scope of the problem**
  - Nursing homes 38,000 residents (0.4% population)
  - SNF 5,346 cases (10% of total cases)
  - Deaths 1,130 (48% of total deaths)
- **Response**
  - Entry screening of symptoms and temperature
  - Universal source control (masking of staff, residents)
  - Cancellation of communal dining and activities
  - Screening testing (25% staff, 10% residents weekly)
  - Cohorting (COVID +, quarantine of exposed & new admissions, and non-COVID)



## SAFEGUARDS IN PLACE BEFORE OPENING



### Ensuring health care system capacity:

- Adequate health care staffing, testing, ventilators and PPE, along with surge capacity



### Protecting vulnerable populations:

- Adequate PPE and staffing to manage effective care and positive cases in institutional settings
- Adequate COVID-19 testing for residents and workers in institutional settings



### Ensuring public health capacity to test, trace and isolate:

- Adequate capacity to test those in priority groups and those in congregate living and healthcare facilities
- Capacity to trace and isolate individuals with positive COVID-19 tests and to quarantine close contacts
- Collect data electronically from providers and labs, including race/ethnicity data



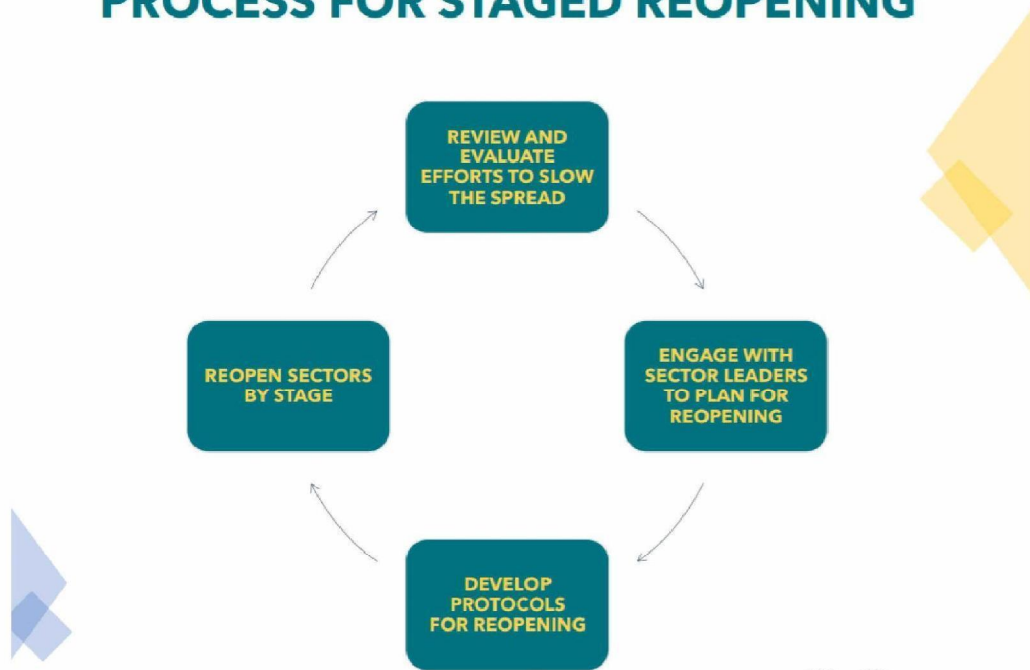
### Developing protocols to keep workers and residents safe:

- Protocols in place to ensure safe reopening of businesses and institutions, including attention to physical distancing and infection control measures





## PROCESS FOR STAGED REOPENING





## FIVE-STAGE REOPENING PROCESS BASED ON RISK

